

Resolution 2022-194

**A Resolution Approving the Contract with
Clarke Environmental Mosquito Management, Inc.**

The Board of Trustee of Franklin Township, Franklin County, Ohio met in person in a Regular Session at 12:00 p.m. on Thursday, December 15, 2023. The trustee marked below made a motion for the adoption of the following resolution: (check one)

Leezer **Horn** **Fleshman**

BE IT RESOLVED that the Board of Trustees of Franklin Township, Franklin County, Ohio, approves and authorizes the appropriation of funds to enter into a contract with Clarke Environmental Mosquito Management, Inc. for mosquito management within the township at a cost not to exceed \$9,100.00. (See Exhibit A).

Section 1, That all formal actions of this Board concerning and relating to the adoption of this Resolution were passed in an open meeting of this Board, and that all deliberations of this Board and of any of its committees that resulted in such formal action, were in meetings open to the public, in compliance with all legal requirements including Section 121.22 of the Ohio Revised Code.


Section 2, That this Resolution shall be in full force and effective immediately upon its adoption


The following trustee marked below seconded the motion: (check one)


Leezer **Horn** **Fleshman**

Roll was called for the adoption of the resolution and the vote was as follows:

Leezer: YES/ NO **Horn:** YES/ NO **Fleshman:** YES/ NO



Trustee James Leezer, 2022 Chairman


Trustee Ralph Horn, 2022, Vice -Chair


Trustee John Fleshman

Adopted: December 15, 2022

Attested to on this 15th day of December 2022


Fiscal Officer Nicholas (Nick) Dun

**SECOND CONTRACT EXTENSION BETWEEN
FRANKLIN COUNTY GENERAL HEALTH DISTRICT (DBA FRANKLIN COUNTY PUBLIC HEALTH)
AND
CLARKE ENVIRONMENTAL MOSQUITO MANAGEMENT, INC.
AND
FRANKLIN TOWNSHIP**

This Contract Extension is entered in by and between Franklin County General Health District (DBA Franklin County Public Health) ("FCPH"), Clarke Environmental Mosquito Management ("Clarke") and the Participating Jurisdiction (as defined in the signature block below) (collectively, the "Parties") and shall become effective on the "Effective Date" indicated on the signature page below.

WHEREAS, FCPH, Clarke, and the Participating Jurisdictions entered into a contract for Integrated Mosquito Management Services ("Contract") dated effective January 1, 2019 pursuant to and under the authority of Resolution No. 18-121, passed November 13, 2018.

WHEREAS, the Contract's term (2019-21) may be extended for two additional 1-year periods pursuant to and under the authority of Resolution No. 18-121 and Section 3 of the Contract.

WHEREAS, the Parties entered into a First Contract Extension, effective January 1, 2022, pursuant to and under the authority of Resolution No. 21-105 and Section 3 of the Contract.

WHEREAS, the Parties wish to enter into this Second Contract Extension, which shall be effective January 1, 2023 pursuant to and under the authority of Resolution No. 22-101 and Section 3 of the Contract.

WHEREAS, FCPH may approve up to a 1.5% price or unit cost increase for each extension year pursuant to Section 5.02 of the Contract without the approval of the Participating Jurisdiction.

WHEREAS, Clarke has requested a 1.5% price or unit cost increase for the second one-year extension and FCPH, Participating Jurisdiction, and Clarke agree to the terms of this Second Contract Extension with the 1.5% increase (see Appendix A for second contract extension pricing).

NOW, THEREFORE, in consideration of the mutual agreements, covenants, and provisions contained herein, the Parties agree as follows:

I. Except as specifically modified and amended herein, all of the terms, provisions, requirements and specifications contained in the Contract and any amendments thereto remain in full force and effect.

- II. The prices of the original Contract shall be modified pursuant to Appendix A – Contract Extension Pricing Sheet, attached hereto.
- III. The Contract shall be extended for the second of two optional extension periods and shall be in effect from January 1, 2023 through December 31, 2023.
- IV. Nothing in this Second Contract Extension will be deemed to modify, amend, alter, change, or supersede any of the terms or conditions contained in the original Contract, except as explicitly set-forth herein.

{The remainder of this page left intentionally blank. Signature page follows}

IN WITNESS WHEREOF, the Parties of this Second Contract Extension hereto have set their hands and seal, and have executed this Second Contract Extension on the day and year written below.

**Franklin County General Health District,
d.b.a. Franklin County Public Health**

Joe Mazzola
Joe Mazzola, MPA
Health Commissioner

12/8/2022 | 12:27 PM EST
Date

Clarke Environmental Mosquito Management, Inc.

Clark Wood
Clark Wood
Vice President of Service Operations

12/2/2022 | 3:45 PM CST
Date

Participating Jurisdiction: FRANKLIN TOWNSHIP

Steven Mazer
Name: Steven Mazer
Title: Township Administrator

12/2/2022 | 3:37 PM EST
Date

APPROVED AS TO FORM:

G. Gary Tyack
Prosecuting Attorney
Franklin County, Ohio
By:

Jeanine Hummer
Jeanine Hummer
First Assistant Prosecuting Attorney

12/2/2022 | 4:50 PM EST
Date

EFFECTIVE DATE: January 1, 2023
(Unless otherwise specified): _____

APPENDIX A – Contract Extension Pricing Sheet for 2023
(Page intentionally left blank)

APPENDIX A - CONTRACT EXTENSION PRICING SHEET FOR 2023

	2021	2022	2023
Cities Total	\$ 253,789.65	\$ 256,480.00	\$ 260,327.20
Villages Total	\$ 16,190.44	\$ 13,132.11	\$ 13,329.09
Townships Total	\$ 96,752.92	\$ 104,375.02	\$ 105,940.64
CONTRACT TOTAL	\$ 366,733.01	\$ 373,987.12	\$ 379,596.93

CITY OF BEXLEY (Disease Program Only)							
Disease Mosquito Management	Quantity	Cost per Unit	2021 Total Cost	1.5 % Increase	2022 Total Cost	1.5 % Increase	2023 Total Cost
Larvae/Pupal Treatment	All Inclusive Price - (Enter Total Cost Only)		\$ 5.50	\$ 0.08	\$ 5.58	\$ 0.08	\$ 5.67
Storm Drain/Catch Basin Treatment	225	\$ 4.89	\$ 1,100.25	\$ 16.50	\$ 1,116.75	\$ 16.75	\$ 1,133.51
CDC Light Traps	1	\$ 1,022.09	\$ 1,022.09	\$ 15.33	\$ 1,037.42	\$ 15.56	\$ 1,052.98
BG Sentinel 2 Traps	1	\$ 982.09	\$ 982.09	\$ 14.73	\$ 996.82	\$ 14.95	\$ 1,011.77
Gravid Traps	2	\$ 856.09	\$ 1,712.18	\$ 25.68	\$ 1,737.86	\$ 26.07	\$ 1,763.93
RAMP WNV Testing	50	\$ 23.90	\$ 1,195.00	\$ 17.93	\$ 1,212.93	\$ 18.19	\$ 1,231.12
Additional RAMP WNV Testing	0	\$ 23.90	\$ -	\$ -	\$ -	\$ -	\$ -
Disease/Barrier/Event Spraying	All Inclusive Price - (Enter Total Cost Only)		\$ 2,224.36	\$ 33.37	\$ 2,257.72	\$ 33.87	\$ 2,291.59
Disease Program Total			\$ 8,241.47	\$ 123.62	\$ 8,365.09	\$ 125.48	\$ 8,490.56
Floodwater/Nuisance Mosquito Management	Quantity	Cost per Unit					
Additional CDC Light Traps	0	\$ 1,022.09	\$ -	\$ -	\$ -	\$ -	\$ -
Floodwater/Nuisance Spraying	All Inclusive Price - (Enter Total Cost Only)		\$ -	\$ -	\$ -	\$ -	\$ -
Floodwater/Nuisance Program Total			\$ -	\$ -	\$ -	\$ -	\$ -
DISEASE ONLY TOTAL			\$ 8,241.47	\$ 123.62	\$ 8,365.09	\$ 125.48	\$ 8,490.56

CITY OF CANAL WINCHESTER							
Disease Mosquito Management	Quantity	Cost per Unit	2021 Total Cost	1.5 % Increase	2022 Total Cost	1.5 % Increase	2023 Total Cost
Larvae/Pupal Treatment	All Inclusive Price - (Enter Total Cost Only)		\$ 275.00	\$ 4.13	\$ 279.13	\$ 4.19	\$ 283.31
Storm Drain/Catch Basin Treatment	200	\$ 4.89	\$ 978.00	\$ 14.67	\$ 992.67	\$ 14.89	\$ 1,007.56
CDC Light Traps	1	\$ 1,022.09	\$ 1,022.09	\$ 15.33	\$ 1,037.42	\$ 15.56	\$ 1,052.98
BG Sentinel 2 Traps	1	\$ 982.09	\$ 982.09	\$ 14.73	\$ 996.82	\$ 14.95	\$ 1,011.77
Gravid Traps	1	\$ 856.09	\$ 856.09	\$ 12.84	\$ 868.93	\$ 13.03	\$ 881.97
RAMP WNV Testing	25	\$ 23.90	\$ 597.50	\$ 8.96	\$ 606.46	\$ 9.10	\$ 615.56
Additional RAMP WNV Testing	20	\$ 23.90	\$ 478.00	\$ 7.17	\$ 485.17	\$ 7.28	\$ 492.45
Disease/Barrier/Event Spraying	All Inclusive Price - (Enter Total Cost Only)		\$ 1,971.78	\$ 29.58	\$ 2,001.36	\$ 30.02	\$ 2,031.38
Disease Program Total			\$ 7,160.55	\$ 107.41	\$ 7,267.96	\$ 109.02	\$ 7,376.98
Floodwater/Nuisance Mosquito Management	Quantity	Cost per Unit					
Additional CDC Light Traps	0	\$ 1,022.09	\$ -	\$ -	\$ -	\$ -	\$ -
Floodwater/Nuisance Spraying	All Inclusive Price - (Enter Total Cost Only)		\$ 347.96	\$ 5.22	\$ 353.18	\$ 5.30	\$ 358.48
Floodwater/Nuisance Program Total			\$ 347.96	\$ 5.22	\$ 353.18	\$ 5.30	\$ 358.48
DISEASE & NUISANCE TOTAL			\$ 7,508.51	\$ 112.63	\$ 7,621.14	\$ 114.32	\$ 7,735.45

CITY OF DUBLIN							
Disease Mosquito Management	Quantity	Cost per Unit	2021 Total Cost	1.5 % Increase	2022 Total Cost	1.5 % Increase	2023 Total Cost
Larvae/Pupal Treatment	All Inclusive Price - (Enter Total Cost Only)		\$ 13,750.00	\$ 206.25	\$ 13,956.25	\$ 209.34	\$ 14,165.59
Storm Drain/Catch Basin Treatment	500	\$ 4.89	\$ 2,445.00	\$ 36.68	\$ 2,481.68	\$ 37.23	\$ 2,518.90
CDC Light Traps	2	\$ 1,022.09	\$ 2,044.18	\$ 30.66	\$ 2,074.84	\$ 31.12	\$ 2,105.97
BG Sentinel 2 Traps	2	\$ 982.09	\$ 1,964.18	\$ 29.46	\$ 1,993.64	\$ 29.90	\$ 2,023.55
Gravid Traps	5	\$ 856.09	\$ 4,280.45	\$ 64.21	\$ 4,344.66	\$ 65.17	\$ 4,409.83
RAMP WNV Testing	125	\$ 23.90	\$ 2,987.50	\$ 44.81	\$ 3,032.31	\$ 45.48	\$ 3,077.80
Additional RAMP WNV Testing	175	\$ 23.90	\$ 4,182.50	\$ 62.74	\$ 4,245.24	\$ 63.68	\$ 4,308.92
Disease/Barrier/Event Spraying	All Inclusive Price - (Enter Total Cost Only)		\$ 4,499.24	\$ 67.49	\$ 4,566.73	\$ 68.50	\$ 4,635.23
Disease Program Total			\$ 36,153.05	\$ 542.30	\$ 36,695.34	\$ 550.43	\$ 37,245.77
Floodwater/Nuisance Mosquito Management	Quantity	Cost per Unit					
Additional CDC Light Traps	3	\$ 1,022.09	\$ 3,066.27	\$ 45.99	\$ 3,112.26	\$ 46.68	\$ 3,158.95
Floodwater/Nuisance Spraying	All Inclusive Price - (Enter Total Cost Only)		\$ 793.98	\$ 11.91	\$ 805.89	\$ 12.09	\$ 817.98
Floodwater/Nuisance Program Total			\$ 3,860.25	\$ 57.90	\$ 3,918.16	\$ 58.77	\$ 3,976.93
DISEASE & NUISANCE TOTAL			\$ 40,013.30	\$ 600.20	\$ 40,613.50	\$ 609.20	\$ 41,222.70

CITY OF GAHANNA							
Disease Mosquito Management	Quantity	Cost per Unit	2021 Total Cost	1.5 % Increase	2022 Total Cost	1.5 % Increase	2023 Total Cost
Larvae/Pupal Treatment	All Inclusive Price - (Enter Total Cost Only)		\$ 5,500.00	\$ 82.50	\$ 5,582.50	\$ 83.74	\$ 5,666.24
Storm Drain/Catch Basin Treatment	375	\$ 4.89	\$ 1,833.75	\$ 27.51	\$ 1,861.26	\$ 27.92	\$ 1,889.18
CDC Light Traps	1	\$ 1,022.09	\$ 1,022.09	\$ 15.33	\$ 1,037.42	\$ 15.56	\$ 1,052.98
BG Sentinel 2 Traps	1	\$ 982.09	\$ 982.09	\$ 14.73	\$ 996.82	\$ 14.95	\$ 1,011.77
Gravid Traps	4	\$ 856.09	\$ 3,424.36	\$ 51.37	\$ 3,475.73	\$ 52.14	\$ 3,527.86
RAMP WNV Testing	100	\$ 23.90	\$ 2,390.00	\$ 35.85	\$ 2,425.85	\$ 36.39	\$ 2,462.24
Additional RAMP WNV Testing	0	\$ 23.90	\$ -	\$ -	\$ -	\$ -	\$ -
Disease/Barrier/Event Spraying	All Inclusive Price - (Enter Total Cost Only)		\$ 3,591.56	\$ 53.87	\$ 3,645.44	\$ 54.68	\$ 3,700.12
Disease Program Total			\$ 18,743.85	\$ 281.16	\$ 19,025.01	\$ 285.38	\$ 19,310.39
Floodwater/Nuisance Mosquito Management	Quantity	Cost per Unit					
Additional CDC Light Traps	3	\$ 1,022.09	\$ 3,066.27	\$ 45.99	\$ 3,112.26	\$ 46.68	\$ 3,158.95
Floodwater/Nuisance Spraying	All Inclusive Price - (Enter Total Cost Only)		\$ 633.81	\$ 9.51	\$ 643.31	\$ 9.65	\$ 652.96
Floodwater/Nuisance Program Total			\$ 3,700.08	\$ 55.50	\$ 3,755.58	\$ 56.33	\$ 3,811.91
DISEASE & NUISANCE TOTAL			\$ 22,443.93	\$ 336.66	\$ 22,780.59	\$ 341.71	\$ 23,122.30

CITY OF GRANDVIEW HEIGHTS							
Disease Mosquito Management	Quantity	Cost per Unit	2021 Total Cost	1.5% Increase	2022 Total Cost	1.5% Increase	2023 Total Cost
Larvae/Pupal Treatment	All Inclusive Price - (Enter Total Cost Only)		\$ 27.50	\$ 0.41	\$ 27.91	\$ 0.42	\$ 28.33
Storm Drain/Catch Basin Treatment	100	\$ 4.89	\$ 489.00	\$ 7.34	\$ 496.34	\$ 7.45	\$ 503.78
CDC Light Traps	1	\$ 1,022.09	\$ 1,022.09	\$ 15.33	\$ 1,037.42	\$ 15.56	\$ 1,052.98
BG Sentinel 2 Traps	1	\$ 982.09	\$ 982.09	\$ 14.73	\$ 996.82	\$ 14.95	\$ 1,011.77
Gravid Traps	1	\$ 856.09	\$ 856.09	\$ 12.84	\$ 868.93	\$ 13.03	\$ 881.97
RAMP WNV Testing	25	\$ 23.90	\$ 597.50	\$ 8.96	\$ 606.46	\$ 9.10	\$ 615.56
Additional RAMP WNV Testing	0	\$ 23.90	\$ -	\$ -	\$ -	\$ -	\$ -
Disease/Barrier/Event Spraying	All Inclusive Price - (Enter Total Cost Only)		\$ 1,518.76	\$ 22.78	\$ 1,541.54	\$ 23.12	\$ 1,564.66
Disease Program Total			\$ 5,493.03	\$ 82.40	\$ 5,575.42	\$ 83.63	\$ 5,659.05
Floodwater/Nuisance Mosquito Management	Quantity	Cost per Unit	2021 Total Cost	1.5% Increase	2022 Total Cost	1.5% Increase	2023 Total Cost
Additional CDC Light Traps	0	\$ 1,022.09	\$ -	\$ -	\$ -	\$ -	\$ -
Floodwater/Nuisance Spraying	All Inclusive Price - (Enter Total Cost Only)		\$ 268.02	\$ 4.02	\$ 272.04	\$ 4.08	\$ 276.12
Floodwater/Nuisance Program Total			\$ 268.02	\$ 4.02	\$ 272.04	\$ 4.08	\$ 276.12
DISEASE & NUISANCE TOTAL			\$ 5,761.04	\$ 86.42	\$ 5,847.46	\$ 87.71	\$ 5,935.17

CITY OF GROVE CITY							
Disease Mosquito Management	Quantity	Cost per Unit	2021 Total Cost	1.5% Increase	2022 Total Cost	1.5% Increase	2023 Total Cost
Larvae/Pupal Treatment	All Inclusive Price - (Enter Total Cost Only)		\$ 8,250.00	\$ 123.75	\$ 8,373.75	\$ 125.61	\$ 8,499.36
Storm Drain/Catch Basin Treatment	375	\$ 4.89	\$ 1,833.75	\$ 27.51	\$ 1,861.26	\$ 27.92	\$ 1,889.18
CDC Light Traps	1	\$ 1,022.09	\$ 1,022.09	\$ 15.33	\$ 1,037.42	\$ 15.56	\$ 1,052.98
BG Sentinel 2 Traps	1	\$ 982.09	\$ 982.09	\$ 14.73	\$ 996.82	\$ 14.95	\$ 1,011.77
Gravid Traps	4	\$ 856.09	\$ 3,424.36	\$ 51.37	\$ 3,475.73	\$ 52.14	\$ 3,527.86
RAMP WNV Testing	100	\$ 23.90	\$ 2,390.00	\$ 35.85	\$ 2,425.85	\$ 36.39	\$ 2,462.24
Additional RAMP WNV Testing	0	\$ 23.90	\$ -	\$ -	\$ -	\$ -	\$ -
Disease/Barrier/Event Spraying	All Inclusive Price - (Enter Total Cost Only)		\$ 2,231.69	\$ 33.48	\$ 2,265.17	\$ 33.98	\$ 2,299.14
Disease Program Total			\$ 20,133.98	\$ 302.01	\$ 20,435.99	\$ 306.54	\$ 20,742.53
Floodwater/Nuisance Mosquito Management	Quantity	Cost per Unit	2021 Total Cost	1.5% Increase	2022 Total Cost	1.5% Increase	2023 Total Cost
Additional CDC Light Traps	3	\$ 1,022.09	\$ 3,066.27	\$ 45.99	\$ 3,112.26	\$ 46.68	\$ 3,158.95
Floodwater/Nuisance Spraying	All Inclusive Price - (Enter Total Cost Only)		\$ 393.83	\$ 5.91	\$ 399.74	\$ 6.00	\$ 405.73
Floodwater/Nuisance Program Total			\$ 3,460.10	\$ 51.90	\$ 3,512.00	\$ 52.68	\$ 3,564.68
DISEASE & NUISANCE TOTAL			\$ 23,594.08	\$ 353.91	\$ 23,947.99	\$ 359.22	\$ 24,307.21

CITY OF GROVEPORT							
Disease Mosquito Management	Quantity	Cost per Unit	2021 Total Cost	1.5% Increase	2022 Total Cost	1.5% Increase	2023 Total Cost
Larvae/Pupal Treatment	All Inclusive Price - (Enter Total Cost Only)		\$ 1,375.00	\$ 20.63	\$ 1,395.63	\$ 20.93	\$ 1,416.56
Storm Drain/Catch Basin Treatment	200	\$ 4.89	\$ 978.00	\$ 14.67	\$ 992.67	\$ 14.89	\$ 1,007.56
CDC Light Traps	1	\$ 1,022.09	\$ 1,022.09	\$ 15.33	\$ 1,037.42	\$ 15.56	\$ 1,052.98
BG Sentinel 2 Traps	1	\$ 982.09	\$ 982.09	\$ 14.73	\$ 996.82	\$ 14.95	\$ 1,011.77
Gravid Traps	1	\$ 856.09	\$ 856.09	\$ 12.84	\$ 868.93	\$ 13.03	\$ 881.97
RAMP WNV Testing	25	\$ 23.90	\$ 597.50	\$ 8.96	\$ 606.46	\$ 9.10	\$ 615.56
Additional RAMP WNV Testing	0	\$ 23.90	\$ -	\$ -	\$ -	\$ -	\$ -
Disease/Barrier/Event Spraying	All Inclusive Price - (Enter Total Cost Only)		\$ 1,518.76	\$ 22.78	\$ 1,541.54	\$ 23.12	\$ 1,564.66
Disease Program Total			\$ 7,329.53	\$ 109.94	\$ 7,439.47	\$ 111.59	\$ 7,551.06
Floodwater/Nuisance Mosquito Management	Quantity	Cost per Unit	2021 Total Cost	1.5% Increase	2022 Total Cost	1.5% Increase	2023 Total Cost
Additional CDC Light Traps	0	\$ 1,022.09	\$ -	\$ -	\$ -	\$ -	\$ -
Floodwater/Nuisance Spraying	All Inclusive Price - (Enter Total Cost Only)		\$ 268.02	\$ 4.02	\$ 272.04	\$ 4.08	\$ 276.12
Floodwater/Nuisance Program Total			\$ 268.02	\$ 4.02	\$ 272.04	\$ 4.08	\$ 276.12
DISEASE & NUISANCE TOTAL			\$ 7,597.54	\$ 113.96	\$ 7,711.51	\$ 115.67	\$ 7,827.18

CITY OF HILLIARD							
Disease Mosquito Management	Quantity	Cost per Unit	2021 Total Cost	1.5% Increase	2022 Total Cost	1.5% Increase	2023 Total Cost
Larvae/Pupal Treatment	All Inclusive Price - (Enter Total Cost Only)		\$ 5,500.00	\$ 82.50	\$ 5,582.50	\$ 83.74	\$ 5,666.24
Storm Drain/Catch Basin Treatment	400	\$ 4.89	\$ 1,956.00	\$ 29.34	\$ 1,985.34	\$ 29.78	\$ 2,015.12
CDC Light Traps	1	\$ 1,022.09	\$ 1,022.09	\$ 15.33	\$ 1,037.42	\$ 15.56	\$ 1,052.98
BG Sentinel 2 Traps	1	\$ 982.09	\$ 982.09	\$ 14.73	\$ 996.82	\$ 14.95	\$ 1,011.77
Gravid Traps	4	\$ 856.09	\$ 3,424.36	\$ 51.37	\$ 3,475.73	\$ 52.14	\$ 3,527.86
RAMP WNV Testing	100	\$ 23.90	\$ 2,390.00	\$ 35.85	\$ 2,425.85	\$ 36.39	\$ 2,462.24
Additional RAMP WNV Testing	25	\$ 23.90	\$ 597.50	\$ 8.96	\$ 606.46	\$ 9.10	\$ 615.56
Disease/Barrier/Event Spraying	All Inclusive Price - (Enter Total Cost Only)		\$ 4,020.14	\$ 60.30	\$ 4,080.44	\$ 61.21	\$ 4,141.65
Disease Program Total			\$ 19,892.18	\$ 298.38	\$ 20,190.56	\$ 302.86	\$ 20,493.42
Floodwater/Nuisance Mosquito Management	Quantity	Cost per Unit	2021 Total Cost	1.5% Increase	2022 Total Cost	1.5% Increase	2023 Total Cost
Additional CDC Light Traps	3	\$ 1,022.09	\$ 3,066.27	\$ 45.99	\$ 3,112.26	\$ 46.68	\$ 3,158.95
Floodwater/Nuisance Spraying	All Inclusive Price - (Enter Total Cost Only)		\$ 709.44	\$ 10.64	\$ 720.08	\$ 10.80	\$ 730.88
Floodwater/Nuisance Program Total			\$ 3,775.71	\$ 56.64	\$ 3,832.34	\$ 57.49	\$ 3,889.83
DISEASE & NUISANCE TOTAL			\$ 23,667.89	\$ 355.02	\$ 24,022.91	\$ 360.34	\$ 24,383.25

CITY OF NEW ALBANY							
Disease Mosquito Management	Quantity	Cost per Unit	2021 Total Cost	1.5% Increase	2022 Total Cost	1.5% Increase	2023 Total Cost
Larvae/Pupal Treatment	All Inclusive Price - (Enter Total Cost Only)		\$ 550.00	\$ 8.25	\$ 558.25	\$ 8.37	\$ 566.62
Storm Drain/Catch Basin Treatment	200	\$ 4.89	\$ 978.00	\$ 14.67	\$ 992.67	\$ 14.89	\$ 1,007.56
CDC Light Traps	1	\$ 1,022.09	\$ 1,022.09	\$ 15.33	\$ 1,037.42	\$ 15.56	\$ 1,052.98
BG Sentinel 2 Traps	1	\$ 982.09	\$ 982.09	\$ 14.73	\$ 996.82	\$ 14.95	\$ 1,011.77
Gravid Traps	2	\$ 856.09	\$ 1,712.18	\$ 25.68	\$ 1,737.86	\$ 26.07	\$ 1,763.93
RAMP WNV Testing	50	\$ 23.90	\$ 1,195.00	\$ 17.93	\$ 1,212.93	\$ 18.19	\$ 1,231.12
Additional RAMP WNV Testing	0	\$ 23.90	\$ -	\$ -	\$ -	\$ -	\$ -
Disease/Barrier/Event Spraying	All Inclusive Price - (Enter Total Cost Only)		\$ 1,518.76	\$ 22.78	\$ 1,541.54	\$ 23.12	\$ 1,564.66
Disease Program Total			\$ 7,958.12	\$ 119.37	\$ 8,077.49	\$ 121.16	\$ 8,198.65
Floodwater/Nuisance Mosquito Management	Quantity	Cost per Unit	2021 Total Cost	1.5% Increase	2022 Total Cost	1.5% Increase	2023 Total Cost
Additional CDC Light Traps	1	\$ 1,022.09	\$ 1,022.09	\$ 15.33	\$ 1,037.42	\$ 15.56	\$ 1,052.98
Floodwater/Nuisance Spraying	All Inclusive Price - (Enter Total Cost Only)		\$ 268.02	\$ 4.02	\$ 272.04	\$ 4.08	\$ 276.12
Floodwater/Nuisance Program Total			\$ 1,290.11	\$ 19.35	\$ 1,309.46	\$ 19.64	\$ 1,329.10
DISEASE & NUISANCE TOTAL			\$ 9,248.22	\$ 138.72	\$ 9,386.95	\$ 140.80	\$ 9,527.75

CITY OF OBETZ							
Disease Mosquito Management	Quantity	Cost per Unit	2021 Total Cost	1.5 % Increase	2022 Total Cost	1.5 % Increase	2023 Total Cost
Larvae/Pupal Treatment	All Inclusive Price - (Enter Total Cost Only)		\$ 275.00	\$ 4.13	\$ 279.13	\$ 4.19	\$ 283.31
Storm Drain/Catch Basin Treatment	200	\$ 4.89	\$ 978.00	\$ 14.67	\$ 992.67	\$ 14.89	\$ 1,007.56
CDC Light Traps	1	\$ 1,022.09	\$ 1,022.09	\$ 15.33	\$ 1,037.42	\$ 15.56	\$ 1,052.98
BG Sentinel 2 Traps	1	\$ 982.09	\$ 982.09	\$ 14.73	\$ 996.82	\$ 14.95	\$ 1,011.77
Gravid Traps	1	\$ 856.09	\$ 856.09	\$ 12.84	\$ 868.93	\$ 13.03	\$ 881.97
RAMP WNV Testing	25	\$ 23.90	\$ 597.50	\$ 8.96	\$ 606.46	\$ 9.10	\$ 615.56
Additional RAMP WNV Testing	0	\$ 23.90	\$ -	\$ -	\$ -	\$ -	\$ -
Disease/Barrier/Event Spraying	All Inclusive Price - (Enter Total Cost Only)		\$ 1,518.76	\$ 22.78	\$ 1,541.54	\$ 23.12	\$ 1,564.66
Disease Program Total			\$ 6,229.53	\$ 93.44	\$ 6,322.97	\$ 94.84	\$ 6,417.81
Floodwater/Nuisance Mosquito Management	Quantity	Cost per Unit	2021 Total Cost	1.5 % Increase	2022 Total Cost	1.5 % Increase	2023 Total Cost
Additional CDC Light Traps	0	\$ 1,022.09	\$ -	\$ -	\$ -	\$ -	\$ -
Floodwater/Nuisance Spraying	All Inclusive Price - (Enter Total Cost Only)		\$ 268.02	\$ 4.02	\$ 272.04	\$ 4.08	\$ 276.12
Floodwater/Nuisance Program Total			\$ 268.02	\$ 4.02	\$ 272.04	\$ 4.08	\$ 276.12
DISEASE & NUISANCE TOTAL			\$ 6,497.54	\$ 97.46	\$ 6,595.01	\$ 98.93	\$ 6,693.93

CITY OF PICKERINGTON							
Disease Mosquito Management	Quantity	Cost per Unit	2021 Total Cost	1.5 % Increase	2022 Total Cost	1.5 % Increase	2023 Total Cost
Larvae/Pupal Treatment	All Inclusive Price - (Enter Total Cost Only)		\$ 5,500.00	\$ 82.50	\$ 5,582.50	\$ 83.74	\$ 5,666.24
Storm Drain/Catch Basin Treatment	300	\$ 4.89	\$ 1,467.00	\$ 22.01	\$ 1,489.01	\$ 22.34	\$ 1,511.34
CDC Light Traps	1	\$ 1,022.09	\$ 1,022.09	\$ 15.33	\$ 1,037.42	\$ 15.56	\$ 1,052.98
BG Sentinel 2 Traps	1	\$ 982.09	\$ 982.09	\$ 14.73	\$ 996.82	\$ 14.95	\$ 1,011.77
Gravid Traps	2	\$ 856.09	\$ 1,712.18	\$ 25.68	\$ 1,737.86	\$ 26.07	\$ 1,763.93
RAMP WNV Testing	50	\$ 23.90	\$ 1,195.00	\$ 17.93	\$ 1,212.93	\$ 18.19	\$ 1,231.12
Additional RAMP WNV Testing	0	\$ 23.90	\$ -	\$ -	\$ -	\$ -	\$ -
Disease/Barrier/Event Spraying	All Inclusive Price - (Enter Total Cost Only)		\$ 2,224.36	\$ 33.37	\$ 2,257.72	\$ 33.87	\$ 2,291.59
Disease Program Total			\$ 14,102.72	\$ 211.54	\$ 14,314.26	\$ 214.71	\$ 14,528.97
Floodwater/Nuisance Mosquito Management	Quantity	Cost per Unit	2021 Total Cost	1.5 % Increase	2022 Total Cost	1.5 % Increase	2023 Total Cost
Additional CDC Light Traps	1	\$ 1,022.09	\$ 1,022.09	\$ 15.33	\$ 1,037.42	\$ 15.56	\$ 1,052.98
Floodwater/Nuisance Spraying	All Inclusive Price - (Enter Total Cost Only)		\$ 392.53	\$ 5.89	\$ 398.42	\$ 5.98	\$ 404.40
Floodwater/Nuisance Program Total			\$ 1,414.62	\$ 21.22	\$ 1,435.84	\$ 21.54	\$ 1,457.38
DISEASE & NUISANCE TOTAL			\$ 15,517.34	\$ 232.76	\$ 15,750.10	\$ 236.25	\$ 15,986.35

CITY OF REYNOLDSBURG							
Disease Mosquito Management	Quantity	Cost per Unit	2021 Total Cost	1.5 % Increase	2022 Total Cost	1.5 % Increase	2023 Total Cost
Larvae/Pupal Treatment	All Inclusive Price - (Enter Total Cost Only)		\$ 5,500.00	\$ 82.50	\$ 5,582.50	\$ 83.74	\$ 5,666.24
Storm Drain/Catch Basin Treatment	350	\$ 4.89	\$ 1,711.50	\$ 25.67	\$ 1,737.17	\$ 26.06	\$ 1,763.23
CDC Light Traps	1	\$ 1,022.09	\$ 1,022.09	\$ 15.33	\$ 1,037.42	\$ 15.56	\$ 1,052.98
BG Sentinel 2 Traps	1	\$ 982.09	\$ 982.09	\$ 14.73	\$ 996.82	\$ 14.95	\$ 1,011.77
Gravid Traps	4	\$ 856.09	\$ 3,424.36	\$ 51.37	\$ 3,475.73	\$ 52.14	\$ 3,527.86
RAMP WNV Testing	100	\$ 23.90	\$ 2,390.00	\$ 35.85	\$ 2,425.85	\$ 36.39	\$ 2,462.24
Additional RAMP WNV Testing	10	\$ 23.90	\$ 239.00	\$ 3.59	\$ 242.59	\$ 3.64	\$ 246.22
Disease/Barrier/Event Spraying	All Inclusive Price - (Enter Total Cost Only)		\$ 2,679.01	\$ 40.19	\$ 2,719.19	\$ 40.79	\$ 2,759.98
Disease Program Total			\$ 17,948.05	\$ 269.22	\$ 18,217.27	\$ 273.26	\$ 18,490.53
Floodwater/Nuisance Mosquito Management	Quantity	Cost per Unit	2021 Total Cost	1.5 % Increase	2022 Total Cost	1.5 % Increase	2023 Total Cost
Additional CDC Light Traps	3	\$ 1,022.09	\$ 3,066.27	\$ 45.99	\$ 3,112.26	\$ 46.68	\$ 3,158.95
Floodwater/Nuisance Spraying	All Inclusive Price - (Enter Total Cost Only)		\$ 472.77	\$ 7.09	\$ 479.86	\$ 7.20	\$ 487.06
Floodwater/Nuisance Program Total			\$ 3,539.04	\$ 53.09	\$ 3,592.12	\$ 53.88	\$ 3,646.00
DISEASE & NUISANCE TOTAL			\$ 21,487.08	\$ 322.31	\$ 21,809.39	\$ 327.14	\$ 22,136.53

CITY OF UPPER ARLINGTON							
Disease Mosquito Management	Quantity	Cost per Unit	2021 Total Cost	1.5 % Increase	2022 Total Cost	1.5 % Increase	2023 Total Cost
Larvae/Pupal Treatment	All Inclusive Price - (Enter Total Cost Only)		\$ 550.00	\$ 8.25	\$ 558.25	\$ 8.37	\$ 566.62
Storm Drain/Catch Basin Treatment	425	\$ 4.89	\$ 2,078.25	\$ 31.17	\$ 2,109.42	\$ 31.64	\$ 2,141.07
CDC Light Traps	1	\$ 1,022.09	\$ 1,022.09	\$ 15.33	\$ 1,037.42	\$ 15.56	\$ 1,052.98
BG Sentinel 2 Traps	1	\$ 982.09	\$ 982.09	\$ 14.73	\$ 996.82	\$ 14.95	\$ 1,011.77
Gravid Traps	3	\$ 856.09	\$ 2,568.27	\$ 38.52	\$ 2,606.79	\$ 39.10	\$ 2,645.90
RAMP WNV Testing	75	\$ 23.90	\$ 1,792.50	\$ 26.89	\$ 1,819.39	\$ 27.29	\$ 1,846.68
Additional RAMP WNV Testing	0	\$ 23.90	\$ -	\$ -	\$ -	\$ -	\$ -
Disease/Barrier/Event Spraying	All Inclusive Price - (Enter Total Cost Only)		\$ 2,881.07	\$ 43.22	\$ 2,924.29	\$ 43.86	\$ 2,968.15
Disease Program Total			\$ 11,874.27	\$ 178.11	\$ 12,052.39	\$ 180.79	\$ 12,233.17
Floodwater/Nuisance Mosquito Management	Quantity	Cost per Unit	2021 Total Cost	1.5 % Increase	2022 Total Cost	1.5 % Increase	2023 Total Cost
Additional CDC Light Traps	2	\$ 1,022.09	\$ 2,044.18	\$ 30.66	\$ 2,074.84	\$ 31.12	\$ 2,105.97
Floodwater/Nuisance Spraying	All Inclusive Price - (Enter Total Cost Only)		\$ 508.42	\$ 7.63	\$ 516.05	\$ 7.74	\$ 523.79
Floodwater/Nuisance Program Total			\$ 2,552.60	\$ 38.29	\$ 2,590.89	\$ 38.86	\$ 2,629.76
DISEASE & NUISANCE TOTAL			\$ 14,426.88	\$ 216.40	\$ 14,643.28	\$ 219.65	\$ 14,862.93

CITY OF WESTERVILLE							
Disease Mosquito Management	Quantity	Cost per Unit	2021 Total Cost	1.5 % Increase	2022 Total Cost	1.5 % Increase	2023 Total Cost
Larvae/Pupal Treatment	All Inclusive Price - (Enter Total Cost Only)		\$ 16,500.00	\$ 247.50	\$ 16,747.50	\$ 251.21	\$ 16,998.71
Storm Drain/Catch Basin Treatment	600	\$ 4.89	\$ 2,934.00	\$ 44.01	\$ 2,978.01	\$ 44.67	\$ 3,022.68
CDC Light Traps	2	\$ 1,022.09	\$ 2,044.18	\$ 30.66	\$ 2,074.84	\$ 31.12	\$ 2,105.97
BG Sentinel 2 Traps	2	\$ 982.09	\$ 1,964.18	\$ 29.46	\$ 1,993.64	\$ 29.90	\$ 2,023.55
Gravid Traps	5	\$ 856.09	\$ 4,280.45	\$ 64.21	\$ 4,344.66	\$ 65.17	\$ 4,409.83
RAMP WNV Testing	125	\$ 23.90	\$ 2,987.50	\$ 44.81	\$ 3,032.31	\$ 45.48	\$ 3,077.80
Additional RAMP WNV Testing	185	\$ 23.90	\$ 4,421.50	\$ 66.32	\$ 4,487.82	\$ 67.32	\$ 4,555.14
Disease/Barrier/Event Spraying	All Inclusive Price - (Enter Total Cost Only)		\$ 4,116.29	\$ 61.74	\$ 4,178.03	\$ 62.67	\$ 4,240.70
Disease Program Total			\$ 39,248.10	\$ 588.72	\$ 39,836.82	\$ 597.55	\$ 40,434.37
Floodwater/Nuisance Mosquito Management	Quantity	Cost per Unit	2021 Total Cost	1.5 % Increase	2022 Total Cost	1.5 % Increase	2023 Total Cost
Additional CDC Light Traps	3	\$ 1,022.09	\$ 3,066.27	\$ 45.99	\$ 3,112.26	\$ 46.68	\$ 3,158.95
Floodwater/Nuisance Spraying	All Inclusive Price - (Enter Total Cost Only)		\$ 726.40	\$ 10.90	\$ 737.30	\$ 11.06	\$ 748.36
Floodwater/Nuisance Program Total			\$ 3,792.67	\$ 56.89	\$ 3,849.56	\$ 57.74	\$ 3,907.31
DISEASE & NUISANCE TOTAL			\$ 43,040.77	\$ 645.61	\$ 43,686.38	\$ 655.30	\$ 44,341.68

CITY OF WHITEHALL							
Disease Mosquito Management	Quantity	Cost per Unit	2021 Total Cost	1.5 % Increase	2022 Total Cost	1.5 % Increase	2023 Total Cost
Larvae/Pupal Treatment	All Inclusive Price - (Enter Total Cost Only)		\$ 550.00	\$ 8.25	\$ 558.25	\$ 8.37	\$ 566.62
Storm Drain/Catch Basin Treatment	225	\$ 4.89	\$ 1,100.25	\$ 16.50	\$ 1,116.75	\$ 16.75	\$ 1,133.51
CDC Light Traps	1	\$ 1,022.09	\$ 1,022.09	\$ 15.33	\$ 1,037.42	\$ 15.56	\$ 1,052.98
BG Sentinel 2 Traps	1	\$ 982.09	\$ 982.09	\$ 14.73	\$ 996.82	\$ 14.95	\$ 1,011.77
Gravid Traps	2	\$ 856.09	\$ 1,712.18	\$ 25.68	\$ 1,737.86	\$ 26.07	\$ 1,763.93
RAMP WNV Testing	50	\$ 23.90	\$ 1,195.00	\$ 17.93	\$ 1,212.93	\$ 18.19	\$ 1,231.12
Additional RAMP WNV Testing	0	\$ 23.90	\$ -	\$ -	\$ -	\$ -	\$ -
Disease/Barrier/Event Spraying	All Inclusive Price - (Enter Total Cost Only)		\$ 3,109.21	\$ 46.64	\$ 3,155.85	\$ 47.34	\$ 3,203.19
Disease Program Total			\$ 9,670.82	\$ 145.06	\$ 9,815.89	\$ 147.24	\$ 9,963.12
Floodwater/Nuisance Mosquito Management	Quantity	Cost per Unit					
Additional CDC Light Traps	1	\$ 1,022.09	\$ 1,022.09	\$ 15.33	\$ 1,037.42	\$ 15.56	\$ 1,052.98
Floodwater/Nuisance Spraying	All Inclusive Price - (Enter Total Cost Only)		\$ 548.68	\$ 8.23	\$ 556.91	\$ 8.35	\$ 565.27
Floodwater/Nuisance Program Total			\$ 1,570.77	\$ 23.56	\$ 1,594.34	\$ 23.92	\$ 1,618.25
DISEASE & NUISANCE TOTAL			\$ 11,241.60	\$ 168.62	\$ 11,410.22	\$ 171.15	\$ 11,581.38

VILLAGE OF BRICE								
Disease Mosquito Management	Quantity	Cost per Unit	2021 Total Cost	1.5 % Increase	2022 Total Cost	1.5 % Increase	2023 Total Cost	
Larvae/Pupal Treatment	All Inclusive Price - (Enter Total Cost Only)		\$ 27.50	\$ 0.41	\$ 27.91	\$ 0.42	\$ 28.33	
Storm Drain/Catch Basin Treatment	10	\$ 4.89	\$ 48.90	\$ 0.73	\$ 49.63	\$ 0.74	\$ 50.38	
CDC Light Traps	0	\$ 1,022.09	\$ -	\$ -	\$ -	\$ -	\$ -	
BG Sentinel 2 Traps	0	\$ 982.09	\$ -	\$ -	\$ -	\$ -	\$ -	
Gravid Traps	0	\$ 856.09	\$ -	\$ -	\$ -	\$ -	\$ -	
RAMP WNV Testing	0	\$ 23.90	\$ -	\$ -	\$ -	\$ -	\$ -	
Additional RAMP WNV Testing	0	\$ 23.90	\$ -	\$ -	\$ -	\$ -	\$ -	
Disease/Barrier/Event Spraying	All Inclusive Price - (Enter Total Cost Only)		\$ 345.47	\$ 5.18	\$ 350.65	\$ 5.26	\$ 355.91	
Disease Program Total			\$ 421.87	\$ 6.33	\$ 428.20	\$ 6.42	\$ 434.62	
Floodwater/Nuisance Mosquito Management	Quantity	Cost per Unit						
Additional CDC Light Traps	0	\$ 1,022.09	\$ -	\$ -	\$ -	\$ -	\$ -	
Floodwater/Nuisance Spraying	All Inclusive Price - (Enter Total Cost Only)		\$ 60.96	\$ 0.91	\$ 61.88	\$ 0.93	\$ 62.81	
Floodwater/Nuisance Program Total			\$ 60.96	\$ 0.91	\$ 61.88	\$ 0.93	\$ 62.81	
DISEASE & NUISANCE TOTAL			\$ 482.83	\$ 7.24	\$ 490.08	\$ 7.35	\$ 497.43	

VILLAGE OF LOCKBOURNE								
Disease Mosquito Management	Quantity	Cost per Unit	2021 Total Cost	1.5 % Increase	2022 Total Cost	1.5 % Increase	2023 Total Cost	
Larvae/Pupal Treatment	All Inclusive Price - (Enter Total Cost Only)		\$ 137.50	\$ 2.06	\$ 139.56	\$ 2.09	\$ 141.66	
Storm Drain/Catch Basin Treatment	20	\$ 4.89	\$ 97.80	\$ 1.47	\$ 99.27	\$ 1.49	\$ 100.76	
CDC Light Traps	0	\$ 1,022.09	\$ -	\$ -	\$ -	\$ -	\$ -	
BG Sentinel 2 Traps	0	\$ 982.09	\$ -	\$ -	\$ -	\$ -	\$ -	
Gravid Traps	0	\$ 856.09	\$ -	\$ -	\$ -	\$ -	\$ -	
RAMP WNV Testing	0	\$ 23.90	\$ -	\$ -	\$ -	\$ -	\$ -	
Additional RAMP WNV Testing	0	\$ 23.90	\$ -	\$ -	\$ -	\$ -	\$ -	
Disease/Barrier/Event Spraying	All Inclusive Price - (Enter Total Cost Only)		\$ 254.21	\$ 3.81	\$ 258.03	\$ 3.87	\$ 261.90	
Disease Program Total			\$ 489.51	\$ 7.34	\$ 496.86	\$ 7.45	\$ 504.31	
Floodwater/Nuisance Mosquito Management	Quantity	Cost per Unit						
Additional CDC Light Traps	0	\$ 1,022.09	\$ -	\$ -	\$ -	\$ -	\$ -	
Floodwater/Nuisance Spraying	All Inclusive Price - (Enter Total Cost Only)		\$ 44.86	\$ 0.67	\$ 45.53	\$ 0.68	\$ 46.22	
Floodwater/Nuisance Program Total			\$ 44.86	\$ 0.67	\$ 45.53	\$ 0.68	\$ 46.22	
DISEASE & NUISANCE TOTAL			\$ 534.37	\$ 8.02	\$ 542.39	\$ 8.14	\$ 550.52	

VILLAGE OF MINERVA PARK								
Disease Mosquito Management	Quantity	Cost per Unit	2021 Total Cost	1.5 % Increase	2022 Total Cost	1.5 % Increase	2023 Total Cost	
Larvae/Pupal Treatment	All Inclusive Price - (Enter Total Cost Only)		\$ 55.00	\$ 0.83	\$ 55.83	\$ 0.84	\$ 56.66	
Storm Drain/Catch Basin Treatment	75	\$ 4.89	\$ 366.75	\$ 5.50	\$ 372.25	\$ 5.58	\$ 377.84	
CDC Light Traps	1	\$ 1,022.09	\$ 1,022.09	\$ 15.33	\$ 1,037.42	\$ 15.56	\$ 1,052.98	
BG Sentinel 2 Traps	1	\$ 982.09	\$ 982.09	\$ 14.73	\$ 996.82	\$ 14.95	\$ 1,011.77	
Gravid Traps	1	\$ 856.09	\$ 856.09	\$ 12.84	\$ 868.93	\$ 13.03	\$ 881.97	
RAMP WNV Testing	25	\$ 23.90	\$ 597.50	\$ 8.96	\$ 606.46	\$ 9.10	\$ 615.56	
Additional RAMP WNV Testing	0	\$ 23.90	\$ -	\$ -	\$ -	\$ -	\$ -	
Disease/Barrier/Event Spraying	All Inclusive Price - (Enter Total Cost Only)		\$ 720.27	\$ 10.80	\$ 731.07	\$ 10.97	\$ 742.04	
Disease Program Total			\$ 4,599.79	\$ 69.00	\$ 4,668.79	\$ 70.03	\$ 4,738.82	
Floodwater/Nuisance Mosquito Management	Quantity	Cost per Unit						
Additional CDC Light Traps	0	\$ 1,022.09	\$ -	\$ -	\$ -	\$ -	\$ -	
Floodwater/Nuisance Spraying	All Inclusive Price - (Enter Total Cost Only)		\$ 127.11	\$ 1.91	\$ 129.01	\$ 1.94	\$ 130.95	
Floodwater/Nuisance Program Total			\$ 127.11	\$ 1.91	\$ 129.01	\$ 1.94	\$ 130.95	
DISEASE & NUISANCE TOTAL			\$ 4,726.89	\$ 70.90	\$ 4,797.80	\$ 71.97	\$ 4,869.77	

VILLAGE OF MARBLE CLIFF (Disease Program Only)								
Disease Mosquito Management	Quantity	Cost per Unit	2021 Total Cost	1.5 % Increase	2022 Total Cost	1.5 % Increase	2023 Total Cost	
Larvae/Pupal Treatment	All Inclusive Price - (Enter Total Cost Only)		\$ 27.50	\$ 0.41	\$ 27.91	\$ 0.42	\$ 28.33	
Storm Drain/Catch Basin Treatment	15	\$ 4.89	\$ 73.35	\$ 1.10	\$ 74.45	\$ 1.12	\$ 75.57	
CDC Light Traps	0	\$ 1,022.09	\$ -	\$ -	\$ -	\$ -	\$ -	
BG Sentinel 2 Traps	0	\$ 982.09	\$ -	\$ -	\$ -	\$ -	\$ -	
Gravid Traps	0	\$ 856.09	\$ -	\$ -	\$ -	\$ -	\$ -	
RAMP WNV Testing*	25	\$ 23.90	\$ 597.50	\$ 8.96	\$ 606.46	\$ 9.10	\$ 615.56	
Additional RAMP WNV Testing	0	\$ 23.90	\$ -	\$ -	\$ -	\$ -	\$ -	
Disease/Barrier/Event Spraying	All Inclusive Price - (Enter Total Cost Only)		\$ 254.21	\$ 3.81	\$ 258.03	\$ 3.87	\$ 261.90	
Disease Program Total			\$ 952.56	\$ 14.29	\$ 966.85	\$ 14.50	\$ 981.35	
* RAMP tests provided to Grandview Heights								
Floodwater/Nuisance Mosquito Management	Quantity	Cost per Unit						
Additional CDC Light Traps	0	\$ 1,022.09	\$ -	\$ -	\$ -	\$ -	\$ -	
Floodwater/Nuisance Spraying	All Inclusive Price - (Enter Total Cost Only)		\$ -	\$ -	\$ -	\$ -	\$ -	
Floodwater/Nuisance Program Total			\$ -	\$ -	\$ -	\$ -	\$ -	
DISEASE ONLY TOTAL			\$ 952.56	\$ 14.29	\$ 966.85	\$ 14.50	\$ 981.35	

VILLAGE OF RIVERLEA (Disease Program Only)								
Disease Mosquito Management	Quantity	Cost per Unit	2021 Total Cost	1.5 % Increase	2022 Total Cost	1.5 % Increase	2023 Total Cost	
Larvae/Pupal Treatment	All Inclusive Price - (Enter Total Cost Only)		\$ 27.50	\$ 0.41	\$ 27.91	\$ 0.42	\$ 28.33	
Storm Drain/Catch Basin Treatment	25	\$ 4.89	\$ 122.25	\$ 1.83	\$ 124.08	\$ 1.86	\$ 125.95	
CDC Light Traps	0	\$ 1,022.09	\$ -	\$ -	\$ -	\$ -	\$ -	
BG Sentinel 2 Traps	0	\$ 982.09	\$ -	\$ -	\$ -	\$ -	\$ -	
Gravid Traps	0	\$ 856.09	\$ -	\$ -	\$ -	\$ -	\$ -	
RAMP WNV Testing	0	\$ 23.90	\$ -	\$ -	\$ -	\$ -	\$ -	
Additional RAMP WNV Testing	0	\$ 23.90	\$ -	\$ -	\$ -	\$ -	\$ -	
Disease/Barrier/Event Spraying	All Inclusive Price - (Enter Total Cost Only)		\$ 270.51	\$ 4.06	\$ 274.57	\$ 4.12	\$ 278.68	
Disease Program Total			\$ 420.26	\$ 6.30	\$ 426.56	\$ 6.40	\$ 432.96	
Floodwater/Nuisance Mosquito Management	Quantity	Cost per Unit						
Additional CDC Light Traps	0	\$ 1,022.09	\$ -	\$ -	\$ -	\$ -	\$ -	
Floodwater/Nuisance Spraying	All Inclusive Price - (Enter Total Cost Only)		\$ -	\$ -	\$ -	\$ -	\$ -	
Floodwater/Nuisance Program Total			\$ -	\$ -	\$ -	\$ -	\$ -	
DISEASE ONLY TOTAL			\$ 420.26	\$ 6.30	\$ 426.56	\$ 6.40	\$ 432.96	

VILLAGE OF URBANCREST							
Disease Mosquito Management	Quantity	Cost per Unit	2021 Total Cost	1.5 % Increase	2022 Total Cost	1.5 % Increase	2023 Total Cost
Larvae/Pupal Treatment	All Inclusive Price - (Enter Total Cost Only)		\$ 1,375.00	\$ 20.63	\$ 1,395.63	\$ 20.93	\$ 1,416.56
Storm Drain/Catch Basin Treatment	50	\$ 4.89	\$ 244.50	\$ 3.67	\$ 248.17	\$ 3.72	\$ 251.89
CDC Light Traps	1	\$ 1,022.09	\$ 1,022.09	\$ 15.33	\$ 1,037.42	\$ 15.56	\$ 1,052.98
BG Sentinel 2 Traps	1	\$ 982.09	\$ 982.09	\$ 14.73	\$ 996.82	\$ 14.95	\$ 1,011.77
Gravid Traps	1	\$ 856.09	\$ 856.09	\$ 12.84	\$ 868.93	\$ 13.03	\$ 881.97
RAMP WNV Testing	25	\$ 23.90	\$ 597.50	\$ 8.96	\$ 606.46	\$ 9.10	\$ 615.56
Additional RAMP WNV Testing	0	\$ 23.90	\$ -	\$ -	\$ -	\$ -	\$ -
Disease/Barrier/Event Spraying	All Inclusive Price - (Enter Total Cost Only)		\$ 632.27	\$ 9.48	\$ 641.76	\$ 9.63	\$ 651.38
Disease Program Total			\$ 5,709.54	\$ 85.64	\$ 5,795.18	\$ 86.93	\$ 5,882.11
Floodwater/Nuisance Mosquito Management	Quantity	Cost per Unit					
Additional CDC Light Traps	0	\$ 1,022.09	\$ -	\$ -	\$ -	\$ -	\$ -
Floodwater/Nuisance Spraying	All Inclusive Price - (Enter Total Cost Only)		\$ 111.58	\$ 1.67	\$ 113.25	\$ 1.70	\$ 114.95
Floodwater/Nuisance Program Total			\$ 111.58	\$ 1.67	\$ 113.25	\$ 1.70	\$ 114.95
DISEASE & NUISANCE TOTAL			\$ 5,821.12	\$ 87.32	\$ 5,908.44	\$ 88.63	\$ 5,997.06

VILLAGE OF VALLEYVIEW							
Disease Mosquito Management	Quantity	Cost per Unit	2021 Total Cost	1.5 % Increase	2022 Total Cost	1.5 % Increase	2023 Total Cost
Larvae/Pupal Treatment	All Inclusive Price - (Enter Total Cost Only)		\$ 27.50	\$ 0.41	\$ 27.91	\$ 0.42	\$ 28.33
Storm Drain/Catch Basin Treatment	35	\$ 4.89	\$ 171.15	\$ 2.57	\$ 173.72	\$ 2.61	\$ 176.32
CDC Light Traps	0	\$ 1,022.09	\$ -	\$ -	\$ -	\$ -	\$ -
BG Sentinel 2 Traps	0	\$ 982.09	\$ -	\$ -	\$ -	\$ -	\$ -
Gravid Traps	0	\$ 856.09	\$ -	\$ -	\$ -	\$ -	\$ -
RAMP WNV Testing	0	\$ 23.90	\$ -	\$ -	\$ -	\$ -	\$ -
Additional RAMP WNV Testing	0	\$ 23.90	\$ -	\$ -	\$ -	\$ -	\$ -
Disease/Barrier/Event Spraying	All Inclusive Price - (Enter Total Cost Only)		\$ 632.27	\$ 9.48	\$ 641.76	\$ 9.63	\$ 651.38
Disease Program Total			\$ 830.92	\$ 12.46	\$ 843.39	\$ 12.65	\$ 856.04
Floodwater/Nuisance Mosquito Management	Quantity	Cost per Unit					
Additional CDC Light Traps	1	\$ 1,022.09	\$ 1,022.09	\$ 15.33	\$ 1,037.42	\$ 15.56	\$ 1,052.98
Floodwater/Nuisance Spraying	All Inclusive Price - (Enter Total Cost Only)		\$ 111.58	\$ 1.67	\$ 113.25	\$ 1.70	\$ 114.95
Floodwater/Nuisance Program Total			\$ 1,133.67	\$ 17.01	\$ 1,150.67	\$ 17.26	\$ 1,167.93
DISEASE & NUISANCE TOTAL			\$ 1,964.59	\$ 29.47	\$ 1,994.06	\$ 29.91	\$ 2,023.97

BLENDON TOWNSHIP							
Disease Mosquito Management	Quantity	Cost per Unit	2021 Total Cost	1.5 % Increase	2022 Total Cost	1.5 % Increase	2023 Total Cost
Larvae/Pupal Treatment	All Inclusive Price - (Enter Total Cost Only)		\$ 275.00	\$ 4.13	\$ 279.13	\$ 4.19	\$ 283.31
Storm Drain/Catch Basin Treatment	200	\$ 4.89	\$ 978.00	\$ 14.67	\$ 992.67	\$ 14.89	\$ 1,007.56
CDC Light Traps	1	\$ 1,022.09	\$ 1,022.09	\$ 15.33	\$ 1,037.42	\$ 15.56	\$ 1,052.98
BG Sentinel 2 Traps	1	\$ 982.09	\$ 982.09	\$ 14.73	\$ 996.82	\$ 14.95	\$ 1,011.77
Gravid Traps	1	\$ 856.09	\$ 856.09	\$ 12.84	\$ 868.93	\$ 13.03	\$ 881.97
RAMP WNV Testing	25	\$ 23.90	\$ 597.50	\$ 8.96	\$ 606.46	\$ 9.10	\$ 615.56
Additional RAMP WNV Testing	0	\$ 23.90	\$ -	\$ -	\$ -	\$ -	\$ -
Disease/Barrier/Event Spraying	All Inclusive Price - (Enter Total Cost Only)		\$ 1,163.51	\$ 17.45	\$ 1,180.96	\$ 17.71	\$ 1,198.68
Disease Program Total			\$ 5,874.28	\$ 88.11	\$ 5,962.39	\$ 89.44	\$ 6,051.83
Floodwater/Nuisance Mosquito Management	Quantity	Cost per Unit					
Additional CDC Light Traps	0	\$ 1,022.09	\$ -	\$ -	\$ -	\$ -	\$ -
Floodwater/Nuisance Spraying	All Inclusive Price - (Enter Total Cost Only)		\$ 205.33	\$ 3.08	\$ 208.41	\$ 3.13	\$ 211.53
Floodwater/Nuisance Program Total			\$ 205.33	\$ 3.08	\$ 208.41	\$ 3.13	\$ 211.53
DISEASE & NUISANCE TOTAL			\$ 6,079.61	\$ 91.19	\$ 6,170.80	\$ 92.56	\$ 6,263.36

BROWN TOWNSHIP							
Disease Mosquito Management	Quantity	Cost per Unit	2021 Total Cost	1.5 % Increase	2022 Total Cost	1.5 % Increase	2023 Total Cost
Larvae/Pupal Treatment	All Inclusive Price - (Enter Total Cost Only)		\$ 687.50	\$ 10.31	\$ 697.81	\$ 10.47	\$ 708.28
Storm Drain/Catch Basin Treatment	65	\$ 4.89	\$ 317.85	\$ 4.77	\$ 322.62	\$ 4.84	\$ 327.46
CDC Light Traps	1	\$ 1,022.09	\$ 1,022.09	\$ 15.33	\$ 1,037.42	\$ 15.56	\$ 1,052.98
BG Sentinel 2 Traps	1	\$ 982.09	\$ 982.09	\$ 14.73	\$ 996.82	\$ 14.95	\$ 1,011.77
Gravid Traps	1	\$ 856.09	\$ 856.09	\$ 12.84	\$ 868.93	\$ 13.03	\$ 881.97
RAMP WNV Testing	25	\$ 23.90	\$ 597.50	\$ 8.96	\$ 606.46	\$ 9.10	\$ 615.56
Additional RAMP WNV Testing	0	\$ 23.90	\$ -	\$ -	\$ -	\$ -	\$ -
Disease/Barrier/Event Spraying	All Inclusive Price - (Enter Total Cost Only)		\$ 809.89	\$ 12.15	\$ 822.04	\$ 12.33	\$ 834.37
Disease Program Total			\$ 5,273.01	\$ 79.10	\$ 5,352.11	\$ 80.28	\$ 5,432.39
Floodwater/Nuisance Mosquito Management	Quantity	Cost per Unit					
Additional CDC Light Traps	0	\$ 1,022.09	\$ -	\$ -	\$ -	\$ -	\$ -
Floodwater/Nuisance Spraying	All Inclusive Price - (Enter Total Cost Only)		\$ 142.92	\$ 2.14	\$ 145.07	\$ 2.18	\$ 147.24
Floodwater/Nuisance Program Total			\$ 142.92	\$ 2.14	\$ 145.07	\$ 2.18	\$ 147.24
DISEASE & NUISANCE TOTAL			\$ 5,415.94	\$ 81.24	\$ 5,497.18	\$ 82.46	\$ 5,579.63

CLINTON TOWNSHIP							
Disease Mosquito Management	Quantity	Cost per Unit	2021 Total Cost	1.5 % Increase	2022 Total Cost	1.5 % Increase	2023 Total Cost
Larvae/Pupal Treatment	All Inclusive Price - (Enter Total Cost Only)		\$ 55.00	\$ 0.83	\$ 55.83	\$ 0.84	\$ 56.66
Storm Drain/Catch Basin Treatment	200	\$ 4.89	\$ 978.00	\$ 14.67	\$ 992.67	\$ 14.89	\$ 1,007.56
CDC Light Traps	1	\$ 1,022.09	\$ 1,022.09	\$ 15.33	\$ 1,037.42	\$ 15.56	\$ 1,052.98
BG Sentinel 2 Traps	1	\$ 982.09	\$ 982.09	\$ 14.73	\$ 996.82	\$ 14.95	\$ 1,011.77
Gravid Traps	1	\$ 856.09	\$ 856.09	\$ 12.84	\$ 868.93	\$ 13.03	\$ 881.97
RAMP WNV Testing	25	\$ 23.90	\$ 597.50	\$ 8.96	\$ 606.46	\$ 9.10	\$ 615.56
Additional RAMP WNV Testing	0	\$ 23.90	\$ -	\$ -	\$ -	\$ -	\$ -
Disease/Barrier/Event Spraying	All Inclusive Price - (Enter Total Cost Only)		\$ 1,339.50	\$ 20.09	\$ 1,359.60	\$ 20.39	\$ 1,379.99
Disease Program Total			\$ 5,830.27	\$ 87.45	\$ 5,917.73	\$ 88.77	\$ 6,006.49
Floodwater/Nuisance Mosquito Management	Quantity	Cost per Unit					
Additional CDC Light Traps	0	\$ 1,022.09	\$ -	\$ -	\$ -	\$ -	\$ -
Floodwater/Nuisance Spraying	All Inclusive Price - (Enter Total Cost Only)		\$ 236.38	\$ 3.55	\$ 239.93	\$ 3.60	\$ 243.53
Floodwater/Nuisance Program Total			\$ 236.38	\$ 3.55	\$ 239.93	\$ 3.60	\$ 243.53
DISEASE & NUISANCE TOTAL			\$ 6,066.66	\$ 91.00	\$ 6,157.66	\$ 92.36	\$ 6,250.02

FRANKLIN TOWNSHIP							
Disease Mosquito Management	Quantity	Cost per Unit	2021 Total Cost	1.5 % Increase	2022 Total Cost	1.5 % Increase	2023 Total Cost
Larvae/Pupal Treatment	All Inclusive Price - (Enter Total Cost Only)		\$ 275.00	\$ 4.13	\$ 279.13	\$ 4.19	\$ 283.31
Storm Drain/Catch Basin Treatment	200	\$ 4.89	\$ 978.00	\$ 14.67	\$ 992.67	\$ 14.89	\$ 1,007.56
CDC Light Traps	1	\$ 1,022.09	\$ 1,022.09	\$ 15.33	\$ 1,037.42	\$ 15.56	\$ 1,052.98
BG Sentinel 2 Traps	1	\$ 982.09	\$ 982.09	\$ 14.73	\$ 996.82	\$ 14.95	\$ 1,011.77
Gravid Traps	2	\$ 856.09	\$ 1,712.18	\$ 25.68	\$ 1,737.86	\$ 26.07	\$ 1,763.93
RAMP WNV Testing	50	\$ 23.90	\$ 1,195.00	\$ 17.93	\$ 1,212.93	\$ 18.19	\$ 1,231.12
Additional RAMP WNV Testing	0	\$ 23.90	\$ -	\$ -	\$ -	\$ -	\$ -
Disease/Barrier/Event Spraying	All Inclusive Price - (Enter Total Cost Only)		\$ 2,224.36	\$ 33.37	\$ 2,257.72	\$ 33.87	\$ 2,291.59
Disease Program Total			\$ 8,388.72	\$ 125.83	\$ 8,514.55	\$ 127.72	\$ 8,642.27
Floodwater/Nuisance Mosquito Management	Quantity	Cost per Unit					
Additional CDC Light Traps	0	\$ 1,022.09	\$ -	\$ -	\$ -	\$ -	\$ -
Floodwater/Nuisance Spraying	All Inclusive Price - (Enter Total Cost Only)		\$ 392.53	\$ 5.89	\$ 398.42	\$ 5.98	\$ 404.40
Floodwater/Nuisance Program Total			\$ 392.53	\$ 5.89	\$ 398.42	\$ 5.98	\$ 404.40
DISEASE & NUISANCE TOTAL			\$ 8,781.25	\$ 131.72	\$ 8,912.97	\$ 133.69	\$ 9,046.67

HAMILTON TOWNSHIP							
Disease Mosquito Management	Quantity	Cost per Unit	2021 Total Cost	1.5 % Increase	2022 Total Cost	1.5 % Increase	2023 Total Cost
Larvae/Pupal Treatment	All Inclusive Price - (Enter Total Cost Only)		\$ 275.00	\$ 4.13	\$ 279.13	\$ 4.19	\$ 283.31
Storm Drain/Catch Basin Treatment	150	\$ 4.89	\$ 733.50	\$ 11.00	\$ 744.50	\$ 11.17	\$ 755.67
CDC Light Traps	1	\$ 1,022.09	\$ 1,022.09	\$ 15.33	\$ 1,037.42	\$ 15.56	\$ 1,052.98
BG Sentinel 2 Traps	1	\$ 982.09	\$ 982.09	\$ 14.73	\$ 996.82	\$ 14.95	\$ 1,011.77
Gravid Traps	1	\$ 856.09	\$ 856.09	\$ 12.84	\$ 868.93	\$ 13.03	\$ 881.97
RAMP WNV Testing	25	\$ 23.90	\$ 597.50	\$ 8.96	\$ 606.46	\$ 9.10	\$ 615.56
Additional RAMP WNV Testing	0	\$ 23.90	\$ -	\$ -	\$ -	\$ -	\$ -
Disease/Barrier/Event Spraying	All Inclusive Price - (Enter Total Cost Only)		\$ 1,339.50	\$ 20.09	\$ 1,359.60	\$ 20.39	\$ 1,379.99
Disease Program Total			\$ 5,805.77	\$ 87.09	\$ 5,892.86	\$ 88.39	\$ 5,981.25
Floodwater/Nuisance Mosquito Management	Quantity	Cost per Unit					
Additional CDC Light Traps	0	\$ 1,022.09	\$ -	\$ -	\$ -	\$ -	\$ -
Floodwater/Nuisance Spraying	All Inclusive Price - (Enter Total Cost Only)		\$ 236.38	\$ 3.55	\$ 239.93	\$ 3.60	\$ 243.53
Floodwater/Nuisance Program Total			\$ 236.38	\$ 3.55	\$ 239.93	\$ 3.60	\$ 243.53
DISEASE & NUISANCE TOTAL			\$ 6,042.16	\$ 90.63	\$ 6,132.79	\$ 91.99	\$ 6,224.78

JACKSON TOWNSHIP							
Disease Mosquito Management	Quantity	Cost per Unit	2021 Total Cost	1.5 % Increase	2022 Total Cost	1.5 % Increase	2023 Total Cost
Larvae/Pupal Treatment	All Inclusive Price - (Enter Total Cost Only)		\$ 275.00	\$ 4.13	\$ 279.13	\$ 4.19	\$ 283.31
Storm Drain/Catch Basin Treatment	100	\$ 4.89	\$ 489.00	\$ 7.34	\$ 496.34	\$ 7.45	\$ 503.78
CDC Light Traps	1	\$ 1,022.09	\$ 1,022.09	\$ 15.33	\$ 1,037.42	\$ 15.56	\$ 1,052.98
BG Sentinel 2 Traps	1	\$ 982.09	\$ 982.09	\$ 14.73	\$ 996.82	\$ 14.95	\$ 1,011.77
Gravid Traps	1	\$ 856.09	\$ 856.09	\$ 12.84	\$ 868.93	\$ 13.03	\$ 881.97
RAMP WNV Testing	25	\$ 23.90	\$ 597.50	\$ 8.96	\$ 606.46	\$ 9.10	\$ 615.56
Additional RAMP WNV Testing	0	\$ 23.90	\$ -	\$ -	\$ -	\$ -	\$ -
Disease/Barrier/Event Spraying	All Inclusive Price - (Enter Total Cost Only)		\$ 811.52	\$ 12.17	\$ 823.70	\$ 12.36	\$ 836.05
Disease Program Total			\$ 5,033.29	\$ 75.50	\$ 5,108.79	\$ 76.63	\$ 5,185.43
Floodwater/Nuisance Mosquito Management	Quantity	Cost per Unit					
Additional CDC Light Traps	0	\$ 1,022.09	\$ -	\$ -	\$ -	\$ -	\$ -
Floodwater/Nuisance Spraying	All Inclusive Price - (Enter Total Cost Only)		\$ 143.21	\$ 2.15	\$ 145.36	\$ 2.18	\$ 147.54
Floodwater/Nuisance Program Total			\$ 143.21	\$ 2.15	\$ 145.36	\$ 2.18	\$ 147.54
DISEASE & NUISANCE TOTAL			\$ 5,176.50	\$ 77.65	\$ 5,254.15	\$ 78.81	\$ 5,332.96

JEFFERSON TOWNSHIP							
Disease Mosquito Management	Quantity	Cost per Unit	2021 Total Cost	1.5 % Increase	2022 Total Cost	1.5 % Increase	2023 Total Cost
Larvae/Pupal Treatment	All Inclusive Price - (Enter Total Cost Only)		\$ 550.00	\$ 8.25	\$ 558.25	\$ 8.37	\$ 566.62
Storm Drain/Catch Basin Treatment	225	\$ 4.89	\$ 1,100.25	\$ 16.50	\$ 1,116.75	\$ 16.75	\$ 1,133.51
CDC Light Traps	1	\$ 1,022.09	\$ 1,022.09	\$ 15.33	\$ 1,037.42	\$ 15.56	\$ 1,052.98
BG Sentinel 2 Traps	1	\$ 982.09	\$ 982.09	\$ 14.73	\$ 996.82	\$ 14.95	\$ 1,011.77
Gravid Traps	2	\$ 856.09	\$ 1,712.18	\$ 25.68	\$ 1,737.86	\$ 26.07	\$ 1,763.93
RAMP WNV Testing	50	\$ 23.90	\$ 1,195.00	\$ 17.93	\$ 1,212.93	\$ 18.19	\$ 1,231.12
Additional RAMP WNV Testing	0	\$ 23.90	\$ -	\$ -	\$ -	\$ -	\$ -
Disease/Barrier/Event Spraying	All Inclusive Price - (Enter Total Cost Only)		\$ 811.52	\$ 12.17	\$ 823.70	\$ 12.36	\$ 836.05
Disease Program Total			\$ 7,373.13	\$ 110.60	\$ 7,483.73	\$ 112.26	\$ 7,595.99
Floodwater/Nuisance Mosquito Management	Quantity	Cost per Unit					
Additional CDC Light Traps	1	\$ 1,022.09	\$ 1,022.09	\$ 15.33	\$ 1,037.42	\$ 15.56	\$ 1,052.98
Floodwater/Nuisance Spraying	All Inclusive Price - (Enter Total Cost Only)		\$ 143.21	\$ 2.15	\$ 145.36	\$ 2.18	\$ 147.54
Floodwater/Nuisance Program Total			\$ 1,165.30	\$ 17.48	\$ 1,182.78	\$ 17.74	\$ 1,200.52
DISEASE & NUISANCE TOTAL			\$ 8,538.43	\$ 128.08	\$ 8,666.51	\$ 130.00	\$ 8,796.51

MADISON TOWNSHIP							
Disease Mosquito Management	Quantity	Cost per Unit	2021 Total Cost	1.5 % Increase	2022 Total Cost	1.5 % Increase	2023 Total Cost
Larvae/Pupal Treatment	All Inclusive Price - (Enter Total Cost Only)		\$ 1,100.00	\$ 16.50	\$ 1,116.50	\$ 16.75	\$ 1,133.25
Storm Drain/Catch Basin Treatment	225	\$ 4.89	\$ 1,100.25	\$ 16.50	\$ 1,116.75	\$ 16.75	\$ 1,133.51
CDC Light Traps	1	\$ 1,022.09	\$ 1,022.09	\$ 15.33	\$ 1,037.42	\$ 15.56	\$ 1,052.98
BG Sentinel 2 Traps	1	\$ 982.09	\$ 982.09	\$ 14.73	\$ 996.82	\$ 14.95	\$ 1,011.77
Gravid Traps	1	\$ 856.09	\$ 856.09	\$ 12.84	\$ 868.93	\$ 13.03	\$ 881.97
RAMP WNV Testing	25	\$ 23.90	\$ 597.50	\$ 8.96	\$ 606.46	\$ 9.10	\$ 615.56
Additional RAMP WNV Testing	0	\$ 23.90	\$ -	\$ -	\$ -	\$ -	\$ -
Disease/Barrier/Event Spraying	All Inclusive Price - (Enter Total Cost Only)		\$ 1,782.75	\$ 26.74	\$ 1,809.49	\$ 27.14	\$ 1,836.63
Disease Program Total			\$ 7,440.77	\$ 111.61	\$ 7,552.38	\$ 113.29	\$ 7,665.66
Floodwater/Nuisance Mosquito Management	Quantity	Cost per Unit					
Additional CDC Light Traps	0	\$ 1,022.09	\$ -	\$ -	\$ -	\$ -	\$ -
Floodwater/Nuisance Spraying	All Inclusive Price - (Enter Total Cost Only)		\$ 314.60	\$ 4.72	\$ 319.32	\$ 4.79	\$ 324.11
Floodwater/Nuisance Program Total			\$ 314.60	\$ 4.72	\$ 319.32	\$ 4.79	\$ 324.11
DISEASE & NUISANCE TOTAL			\$ 7,755.37	\$ 116.33	\$ 7,871.70	\$ 118.08	\$ 7,989.77

MIFFLIN TOWNSHIP							
Disease Mosquito Management	Quantity	Cost per Unit	2021 Total Cost	1.5 % Increase	2022 Total Cost	1.5 % Increase	2023 Total Cost
Larvae/Pupal Treatment	All Inclusive Price - (Enter Total Cost Only)		\$ 275.00	\$ 4.13	\$ 279.13	\$ 4.19	\$ 283.31
Storm Drain/Catch Basin Treatment	65	\$ 4.89	\$ 317.85	\$ 4.77	\$ 322.62	\$ 4.84	\$ 327.46
CDC Light Traps	1	\$ 1,022.09	\$ 1,022.09	\$ 15.33	\$ 1,037.42	\$ 15.56	\$ 1,052.98
BG Sentinel 2 Traps	1	\$ 982.09	\$ 982.09	\$ 14.73	\$ 996.82	\$ 14.95	\$ 1,011.77
Gravid Traps	1	\$ 856.09	\$ 856.09	\$ 12.84	\$ 868.93	\$ 13.03	\$ 881.97
RAMP WNV Testing	25	\$ 23.90	\$ 597.50	\$ 8.96	\$ 606.46	\$ 9.10	\$ 615.56
Additional RAMP WNV Testing	0	\$ 23.90	\$ -	\$ -	\$ -	\$ -	\$ -
Disease/Barrier/Event Spraying	All Inclusive Price - (Enter Total Cost Only)		\$ 1,342.76	\$ 20.14	\$ 1,362.90	\$ 20.44	\$ 1,383.35
Disease Program Total			\$ 5,393.38	\$ 80.90	\$ 5,474.28	\$ 82.11	\$ 5,556.40
Floodwater/Nuisance Mosquito Management	Quantity	Cost per Unit					
Additional CDC Light Traps	0	\$ 1,022.09	\$ -	\$ -	\$ -	\$ -	\$ -
Floodwater/Nuisance Spraying	All Inclusive Price - (Enter Total Cost Only)		\$ 236.96	\$ 3.55	\$ 240.51	\$ 3.61	\$ 244.12
Floodwater/Nuisance Program Total			\$ 236.96	\$ 3.55	\$ 240.51	\$ 3.61	\$ 244.12
DISEASE & NUISANCE TOTAL			\$ 5,630.34	\$ 84.46	\$ 5,714.80	\$ 85.72	\$ 5,800.52

NORWICH TOWNSHIP							
Disease Mosquito Management	Quantity	Cost per Unit	2021 Total Cost	1.5 % Increase	2022 Total Cost	1.5 % Increase	2023 Total Cost
Larvae/Pupal Treatment	All Inclusive Price - (Enter Total Cost Only)		\$ 275.00	\$ 4.13	\$ 279.13	\$ 4.19	\$ 283.31
Storm Drain/Catch Basin Treatment	100	\$ 4.89	\$ 489.00	\$ 7.34	\$ 496.34	\$ 7.45	\$ 503.78
CDC Light Traps	1	\$ 1,022.09	\$ 1,022.09	\$ 15.33	\$ 1,037.42	\$ 15.56	\$ 1,052.98
BG Sentinel 2 Traps	1	\$ 982.09	\$ 982.09	\$ 14.73	\$ 996.82	\$ 14.95	\$ 1,011.77
Gravid Traps	1	\$ 856.09	\$ 856.09	\$ 12.84	\$ 868.93	\$ 13.03	\$ 881.97
RAMP WNV Testing	25	\$ 23.90	\$ 597.50	\$ 8.96	\$ 606.46	\$ 9.10	\$ 615.56
Additional RAMP WNV Testing	0	\$ 23.90	\$ -	\$ -	\$ -	\$ -	\$ -
Disease/Barrier/Event Spraying	All Inclusive Price - (Enter Total Cost Only)		\$ 985.89	\$ 14.79	\$ 1,000.68	\$ 15.01	\$ 1,015.69
Disease Program Total			\$ 5,207.66	\$ 78.11	\$ 5,285.77	\$ 79.29	\$ 5,365.06
Floodwater/Nuisance Mosquito Management	Quantity	Cost per Unit					
Additional CDC Light Traps	0	\$ 1,022.09	\$ -	\$ -	\$ -	\$ -	\$ -
Floodwater/Nuisance Spraying	All Inclusive Price - (Enter Total Cost Only)		\$ 173.98	\$ 2.61	\$ 176.59	\$ 2.65	\$ 179.24
Floodwater/Nuisance Program Total			\$ 173.98	\$ 2.61	\$ 176.59	\$ 2.65	\$ 179.24
DISEASE & NUISANCE TOTAL			\$ 5,381.64	\$ 80.72	\$ 5,462.36	\$ 81.94	\$ 5,544.30

PERRY TOWNSHIP							
Disease Mosquito Management	Quantity	Cost per Unit	2021 Total Cost	1.5 % Increase	2022 Total Cost	1.5 % Increase	2023 Total Cost
Larvae/Pupal Treatment	All Inclusive Price - (Enter Total Cost Only)		\$ 55.00	\$ 0.83	\$ 55.83	\$ 0.84	\$ 56.66
Storm Drain/Catch Basin Treatment	50	\$ 4.89	\$ 244.50	\$ 3.67	\$ 248.17	\$ 3.72	\$ 251.89
CDC Light Traps	1	\$ 1,022.09	\$ 1,022.09	\$ 15.33	\$ 1,037.42	\$ 15.56	\$ 1,052.98
BG Sentinel 2 Traps	1	\$ 982.09	\$ 982.09	\$ 14.73	\$ 996.82	\$ 14.95	\$ 1,011.77
Gravid Traps	1.5	\$ 856.09	\$ 1,284.14	\$ 19.26	\$ 1,303.40	\$ 19.55	\$ 1,322.95
RAMP WNV Testing	38	\$ 23.90	\$ 908.20	\$ 13.62	\$ 921.82	\$ 13.83	\$ 935.65
Additional RAMP WNV Testing	0	\$ 23.90	\$ -	\$ -	\$ -	\$ -	\$ -
Disease/Barrier/Event Spraying	All Inclusive Price - (Enter Total Cost Only)		\$ 720.27	\$ 10.80	\$ 731.07	\$ 10.97	\$ 742.04
Disease Program Total			\$ 5,216.29	\$ 78.24	\$ 5,294.53	\$ 79.42	\$ 5,373.95
Floodwater/Nuisance Mosquito Management	Quantity	Cost per Unit	2021 Total Cost	1.5 % Increase	2022 Total Cost	1.5 % Increase	2023 Total Cost
Additional CDC Light Traps	1	\$ 1,022.09	\$ 1,022.09	\$ 15.33	\$ 1,037.42	\$ 15.56	\$ 1,052.98
Floodwater/Nuisance Spraying	All Inclusive Price - (Enter Total Cost Only)		\$ 127.11	\$ 1.91	\$ 129.01	\$ 1.94	\$ 130.95
Floodwater/Nuisance Program Total			\$ 1,149.20	\$ 17.24	\$ 1,166.43	\$ 17.50	\$ 1,183.93
DISEASE & NUISANCE TOTAL			\$ 6,365.48	\$ 95.48	\$ 6,460.97	\$ 96.91	\$ 6,557.88

PLAIN TOWNSHIP							
Disease Mosquito Management	Quantity	Cost per Unit	2021 Total Cost	1.5 % Increase	2022 Total Cost	1.5 % Increase	2023 Total Cost
Larvae/Pupal Treatment	All Inclusive Price - (Enter Total Cost Only)		\$ 137.50	\$ 2.06	\$ 139.56	\$ 2.09	\$ 141.66
Storm Drain/Catch Basin Treatment	75	\$ 4.89	\$ 366.75	\$ 5.50	\$ 372.25	\$ 5.58	\$ 377.84
CDC Light Traps	0	\$ 1,022.09	\$ -	\$ -	\$ -	\$ -	\$ -
BG Sentinel 2 Traps	0	\$ 982.09	\$ -	\$ -	\$ -	\$ -	\$ -
Gravid Traps	0	\$ 856.09	\$ -	\$ -	\$ -	\$ -	\$ -
RAMP WNV Testing*	25	\$ 23.90	\$ 597.50	\$ 8.96	\$ 606.46	\$ 9.10	\$ 615.56
Additional RAMP WNV Testing	0	\$ 23.90	\$ -	\$ -	\$ -	\$ -	\$ -
Disease/Barrier/Event Spraying	All Inclusive Price - (Enter Total Cost Only)		\$ 811.52	\$ 12.17	\$ 823.70	\$ 12.36	\$ 836.05
Disease Program Total			\$ 1,913.27	\$ 28.70	\$ 1,941.97	\$ 29.13	\$ 1,971.10
* RAMP tests provided to New Albany							
Floodwater/Nuisance Mosquito Management	Quantity	Cost per Unit	2021 Total Cost	1.5 % Increase	2022 Total Cost	1.5 % Increase	2023 Total Cost
Additional CDC Light Traps	0	\$ 1,022.09	\$ -	\$ -	\$ -	\$ -	\$ -
Floodwater/Nuisance Spraying	All Inclusive Price - (Enter Total Cost Only)		\$ 143.21	\$ 2.15	\$ 145.36	\$ 2.18	\$ 147.54
Floodwater/Nuisance Program Total			\$ 143.21	\$ 2.15	\$ 145.36	\$ 2.18	\$ 147.54
DISEASE & NUISANCE TOTAL			\$ 2,056.48	\$ 30.85	\$ 2,087.33	\$ 31.31	\$ 2,118.64

PLEASANT TOWNSHIP							
Disease Mosquito Management	Quantity	Cost per Unit	2021 Total Cost	1.5 % Increase	2022 Total Cost	1.5 % Increase	2023 Total Cost
Larvae/Pupal Treatment	All Inclusive Price - (Enter Total Cost Only)		\$ 1,375.00	\$ 20.63	\$ 1,395.63	\$ 20.93	\$ 1,416.56
Storm Drain/Catch Basin Treatment	150	\$ 4.89	\$ 733.50	\$ 11.00	\$ 744.50	\$ 11.17	\$ 755.67
CDC Light Traps	1	\$ 1,022.09	\$ 1,022.09	\$ 15.33	\$ 1,037.42	\$ 15.56	\$ 1,052.98
BG Sentinel 2 Traps	1	\$ 982.09	\$ 982.09	\$ 14.73	\$ 996.82	\$ 14.95	\$ 1,011.77
Gravid Traps	2	\$ 856.09	\$ 1,712.18	\$ 25.68	\$ 1,737.86	\$ 26.07	\$ 1,763.93
RAMP WNV Testing	50	\$ 23.90	\$ 1,195.00	\$ 17.93	\$ 1,212.93	\$ 18.19	\$ 1,231.12
Additional RAMP WNV Testing	0	\$ 23.90	\$ -	\$ -	\$ -	\$ -	\$ -
Disease/Barrier/Event Spraying	All Inclusive Price - (Enter Total Cost Only)		\$ 811.52	\$ 12.17	\$ 823.70	\$ 12.36	\$ 836.05
Disease Program Total			\$ 7,831.38	\$ 117.47	\$ 7,948.85	\$ 119.23	\$ 8,068.09
Floodwater/Nuisance Mosquito Management	Quantity	Cost per Unit	2021 Total Cost	1.5 % Increase	2022 Total Cost	1.5 % Increase	2023 Total Cost
Additional CDC Light Traps	1	\$ 1,022.09	\$ 1,022.09	\$ 15.33	\$ 1,037.42	\$ 15.56	\$ 1,052.98
Floodwater/Nuisance Spraying	All Inclusive Price - (Enter Total Cost Only)		\$ 143.21	\$ 2.15	\$ 145.36	\$ 2.18	\$ 147.54
Floodwater/Nuisance Program Total			\$ 1,165.30	\$ 17.48	\$ 1,182.78	\$ 17.74	\$ 1,200.52
DISEASE & NUISANCE TOTAL			\$ 8,996.68	\$ 134.95	\$ 9,131.63	\$ 136.97	\$ 9,268.61

PRAIRIE TOWNSHIP							
Disease Mosquito Management	Quantity	Cost per Unit	2021 Total Cost	1.5 % Increase	2022 Total Cost	1.5 % Increase	2023 Total Cost
Larvae/Pupal Treatment	All Inclusive Price - (Enter Total Cost Only)		\$ 1,375.00	\$ 20.63	\$ 1,395.63	\$ 20.93	\$ 1,416.56
Storm Drain/Catch Basin Treatment	200	\$ 4.89	\$ 978.00	\$ 14.67	\$ 992.67	\$ 14.89	\$ 1,007.56
CDC Light Traps	1	\$ 1,022.09	\$ 1,022.09	\$ 15.33	\$ 1,037.42	\$ 15.56	\$ 1,052.98
BG Sentinel 2 Traps	1	\$ 982.09	\$ 982.09	\$ 14.73	\$ 996.82	\$ 14.95	\$ 1,011.77
Gravid Traps	3	\$ 856.09	\$ 2,568.27	\$ 38.52	\$ 2,606.79	\$ 39.10	\$ 2,645.90
RAMP WNV Testing	75	\$ 23.90	\$ 1,792.50	\$ 26.89	\$ 1,819.39	\$ 27.29	\$ 1,846.68
Additional RAMP WNV Testing	0	\$ 23.90	\$ -	\$ -	\$ -	\$ -	\$ -
Disease/Barrier/Event Spraying	All Inclusive Price - (Enter Total Cost Only)		\$ 2,224.36	\$ 33.37	\$ 2,257.72	\$ 33.87	\$ 2,291.59
Disease Program Total			\$ 10,942.31	\$ 164.13	\$ 11,106.44	\$ 166.60	\$ 11,273.04
Floodwater/Nuisance Mosquito Management	Quantity	Cost per Unit	2021 Total Cost	1.5 % Increase	2022 Total Cost	1.5 % Increase	2023 Total Cost
Additional CDC Light Traps	2	\$ 1,022.09	\$ 2,044.18	\$ 30.66	\$ 2,074.84	\$ 31.12	\$ 2,105.97
Floodwater/Nuisance Spraying	All Inclusive Price - (Enter Total Cost Only)		\$ 392.53	\$ 5.89	\$ 398.42	\$ 5.98	\$ 404.40
Floodwater/Nuisance Program Total			\$ 2,436.71	\$ 36.55	\$ 2,473.26	\$ 37.10	\$ 2,510.36
DISEASE & NUISANCE TOTAL			\$ 13,379.02	\$ 200.69	\$ 13,579.71	\$ 203.70	\$ 13,783.40

SHARON TOWNSHIP (Disease Program Only)							
Disease Mosquito Management	Quantity	Cost per Unit	2021 Total Cost	1.5 % Increase	2022 Total Cost	1.5 % Increase	2023 Total Cost
Larvae/Pupal Treatment	All Inclusive Price - (Enter Total Cost Only)		\$ 55.00	\$ 0.83	\$ 55.83	\$ 0.84	\$ 56.66
Storm Drain/Catch Basin Treatment	55	\$ 4.89	\$ 268.95	\$ 4.03	\$ 272.98	\$ 4.09	\$ 277.08
CDC Light Traps	1	\$ 1,022.09	\$ 1,022.09	\$ 15.33	\$ 1,037.42	\$ 15.56	\$ 1,052.98
BG Sentinel 2 Traps	1	\$ 982.09	\$ 982.09	\$ 14.73	\$ 996.82	\$ 14.95	\$ 1,011.77
Gravid Traps	1.5	\$ 856.09	\$ 1,284.14	\$ 19.26	\$ 1,303.40	\$ 19.55	\$ 1,322.95
RAMP WNV Testing	38	\$ 23.90	\$ 908.20	\$ 13.62	\$ 921.82	\$ 13.83	\$ 935.65
Additional RAMP WNV Testing	0	\$ 23.90	\$ -	\$ -	\$ -	\$ -	\$ -
Disease/Barrier/Event Spraying	All Inclusive Price - (Enter Total Cost Only)		\$ 985.89	\$ 14.79	\$ 1,000.68	\$ 15.01	\$ 1,015.69
Disease Program Total			\$ 5,506.36	\$ 82.60	\$ 5,588.95	\$ 83.83	\$ 5,672.79
Floodwater/Nuisance Mosquito Management	Quantity	Cost per Unit	2021 Total Cost	1.5 % Increase	2022 Total Cost	1.5 % Increase	2023 Total Cost
Additional CDC Light Traps	0	\$ 1,022.09	\$ -	\$ -	\$ -	\$ -	\$ -
Floodwater/Nuisance Spraying	All Inclusive Price - (Enter Total Cost Only)		\$ -	\$ -	\$ -	\$ -	\$ -
Floodwater/Nuisance Program Total			\$ -	\$ -	\$ -	\$ -	\$ -
DISEASE ONLY TOTAL			\$ 5,506.36	\$ 82.60	\$ 5,588.95	\$ 83.83	\$ 5,672.79

WASHINGTON TOWNSHIP							
Disease Mosquito Management	Quantity	Cost per Unit	2021 Total Cost	1.5 % Increase	2022 Total Cost	1.5 % Increase	2023 Total Cost
Larvae/Pupal Treatment	All Inclusive Price - (Enter Total Cost Only)		\$ 550.00	\$ 8.25	\$ 558.25	\$ 8.37	\$ 566.62
Storm Drain/Catch Basin Treatment	75	\$ 4.89	\$ 366.75	\$ 5.50	\$ 372.25	\$ 5.58	\$ 377.84
CDC Light Traps	0	\$ 1,022.09	\$ -	\$ -	\$ -	\$ -	\$ -
BG Sentinel 2 Traps	0	\$ 982.09	\$ -	\$ -	\$ -	\$ -	\$ -
Gravid Traps	0	\$ 856.09	\$ -	\$ -	\$ -	\$ -	\$ -
RAMP WNV Testing	0	\$ 23.90	\$ -	\$ -	\$ -	\$ -	\$ -
Additional RAMP WNV Testing	0	\$ 23.90	\$ -	\$ -	\$ -	\$ -	\$ -
Disease/Barrier/Event Spraying	All Inclusive Price - (Enter Total Cost Only)		\$ 632.27	\$ 9.48	\$ 641.76	\$ 9.63	\$ 651.38
Disease Program Total			\$ 1,549.02	\$ 23.24	\$ 1,572.26	\$ 23.58	\$ 1,595.84
Floodwater/Nuisance Mosquito Management	Quantity	Cost per Unit					
Additional CDC Light Traps	0	\$ 1,022.09	\$ -	\$ -	\$ -	\$ -	\$ -
Floodwater/Nuisance Spraying	All Inclusive Price - (Enter Total Cost Only)		\$ 111.58	\$ 1.67	\$ 113.25	\$ 1.70	\$ 114.95
Floodwater/Nuisance Program Total			\$ 111.58	\$ 1.67	\$ 113.25	\$ 1.70	\$ 114.95
DISEASE & NUISANCE TOTAL			\$ 1,660.60	\$ 24.91	\$ 1,685.51	\$ 25.28	\$ 1,710.79

VILLAGE OF HARRISBURG (Not Participating)
VILLAGE OF GROVEPORT (Not Participating)
VILLAGE OF VALLEYVIEW (Not Participating)
BLENDON TOWNSHIP (Not Participating)
TRURO TOWNSHIP (Not Participating)

Certificate Of Completion

Envelope Id: 1AC6D1E204A94036B96777A69FEF0DBC
 Subject: 2023 Franklin County Mosquito Management Contract Extension - Franklin Township
 Source Envelope:
 Document Pages: 14
 Certificate Pages: 5
 AutoNav: Enabled
 EnvelopeId Stamping: Enabled
 Time Zone: (UTC-05:00) Eastern Time (US & Canada)

Status: Completed

Envelope Originator:
 Charles D Broschart
 373 S. High Street
 Columbus, OH 43215
 charliebroschart@franklincountyohio.gov
 IP Address: 198.30.81.2

Record Tracking

Status: Original 12/1/2022 4:54:32 PM	Holder: Charles D Broschart charliebroschart@franklincountyohio.gov	Location: DocuSign
Security Appliance Status: Connected	Pool: StateLocal	
Storage Appliance Status: Connected	Pool: Franklin County, Ohio	Location: DocuSign

Signer Events

Charles Broschart
 CharlieBroschart@franklincountyohio.gov
 EH Division Manager, Environmental Health
 Franklin County Public Health
 Security Level: Email, Account Authentication (Optional)

Electronic Record and Signature Disclosure:
 Not Offered via DocuSign

Steven Mazer
 smazer@franklin-township.com
 Security Level: Email, Account Authentication (Optional)

Electronic Record and Signature Disclosure:
 Accepted: 12/2/2022 2:59:05 PM
 ID: fbcfdc809-c280-451d-b156-e02f99b45f55

Clark Wood
 cwood@clarke.com
 Vice President / Service Operations
 Security Level: Email, Account Authentication (Optional)

Electronic Record and Signature Disclosure:
 Accepted: 12/2/2022 4:45:03 PM
 ID: 987eb572-0862-436c-b08f-9d66ffcae401

Jeanine Hummer
 jhummer@franklincountyohio.gov
 First Assistant and Chief Counsel FCPO
 Franklin County
 Security Level: Email, Account Authentication (Optional)

Electronic Record and Signature Disclosure:
 Not Offered via DocuSign

Signature

Completed

Using IP Address: 198.30.81.2



Signature Adoption: Pre-selected Style
 Using IP Address: 74.143.96.98



Signature Adoption: Drawn on Device
 Using IP Address: 71.201.131.16



Signature Adoption: Pre-selected Style
 Using IP Address: 198.30.81.2


Timestamp

Sent: 12/1/2022 4:54:53 PM
 Viewed: 12/1/2022 4:55:10 PM
 Signed: 12/1/2022 4:55:23 PM

Sent: 12/1/2022 4:55:39 PM
 Viewed: 12/2/2022 2:59:05 PM
 Signed: 12/2/2022 3:37:21 PM


Sent: 12/2/2022 3:37:24 PM
 Viewed: 12/2/2022 4:45:03 PM
 Signed: 12/2/2022 4:45:19 PM

Sent: 12/2/2022 4:45:23 PM
 Viewed: 12/2/2022 4:50:36 PM
 Signed: 12/2/2022 4:50:41 PM

Signer Events	Signature	Timestamp
Joe Mazzola JoeMazzola@franklincountyohio.gov Health Commissioner Security Level: Email, Account Authentication (Optional)	 Signature Adoption: Pre-selected Style Using IP Address: 107.11.38.254	Sent: 12/2/2022 4:50:43 PM Viewed: 12/8/2022 12:27:06 PM Signed: 12/8/2022 12:27:20 PM

Electronic Record and Signature Disclosure:
 Accepted: 12/8/2022 12:27:06 PM
 ID: 49bcdea7-174d-435d-8833-8af173a80427

In Person Signer Events	Signature	Timestamp
Editor Delivery Events	Status	Timestamp
Agent Delivery Events	Status	Timestamp
Intermediary Delivery Events	Status	Timestamp
Certified Delivery Events	Status	Timestamp

Carbon Copy Events	Status	Timestamp
Jim Stevens Jstevens@franklin-township.com Road Superintendent Security Level: Email, Account Authentication (Optional)		Sent: 12/8/2022 12:27:41 PM

Witness Events	Signature	Timestamp
----------------	-----------	-----------

Notary Events	Signature	Timestamp
---------------	-----------	-----------

Envelope Summary Events	Status	Timestamps
Envelope Sent	Hashed/Encrypted	12/1/2022 4:54:53 PM
Envelope Updated	Security Checked	12/1/2022 4:55:37 PM
Certified Delivered	Security Checked	12/8/2022 12:27:06 PM
Signing Complete	Security Checked	12/8/2022 12:27:20 PM
Envelope Updated	Security Checked	12/8/2022 12:27:40 PM
Completed	Security Checked	12/8/2022 12:27:41 PM

Payment Events	Status	Timestamps
----------------	--------	------------

Electronic Record and Signature Disclosure

ELECTRONIC RECORD AND SIGNATURE DISCLOSURE

From time to time, Carahsoft OBO Franklin County (we, us or Company) may be required by law to provide to you certain written notices or disclosures. Described below are the terms and conditions for providing to you such notices and disclosures electronically through the DocuSign system. Please read the information below carefully and thoroughly, and if you can access this information electronically to your satisfaction and agree to this Electronic Record and Signature Disclosure (ERSD), please confirm your agreement by selecting the check-box next to 'I agree to use electronic records and signatures' before clicking 'CONTINUE' within the DocuSign system.

Getting paper copies

At any time, you may request from us a paper copy of any record provided or made available electronically to you by us. You will have the ability to download and print documents we send to you through the DocuSign system during and immediately after the signing session and, if you elect to create a DocuSign account, you may access the documents for a limited period of time (usually 30 days) after such documents are first sent to you. After such time, if you wish for us to send you paper copies of any such documents from our office to you, you will be charged a \$0.00 per-page fee. You may request delivery of such paper copies from us by following the procedure described below.

Withdrawing your consent

If you decide to receive notices and disclosures from us electronically, you may at any time change your mind and tell us that thereafter you want to receive required notices and disclosures only in paper format. How you must inform us of your decision to receive future notices and disclosure in paper format and withdraw your consent to receive notices and disclosures electronically is described below.

Consequences of changing your mind

If you elect to receive required notices and disclosures only in paper format, it will slow the speed at which we can complete certain steps in transactions with you and delivering services to you because we will need first to send the required notices or disclosures to you in paper format, and then wait until we receive back from you your acknowledgment of your receipt of such paper notices or disclosures. Further, you will no longer be able to use the DocuSign system to receive required notices and consents electronically from us or to sign electronically documents from us.

All notices and disclosures will be sent to you electronically

Unless you tell us otherwise in accordance with the procedures described herein, we will provide electronically to you through the DocuSign system all required notices, disclosures, authorizations, acknowledgements, and other documents that are required to be provided or made available to you during the course of our relationship with you. To reduce the chance of you inadvertently not receiving any notice or disclosure, we prefer to provide all of the required notices and disclosures to you by the same method and to the same address that you have given us. Thus, you can receive all the disclosures and notices electronically or in paper format through the paper mail delivery system. If you do not agree with this process, please let us know as described below. Please also see the paragraph immediately above that describes the consequences of your electing not to receive delivery of the notices and disclosures electronically from us.

How to contact Carahsoft OBO Franklin County:

You may contact us to let us know of your changes as to how we may contact you electronically, to request paper copies of certain information from us, and to withdraw your prior consent to receive notices and disclosures electronically as follows:

To contact us by email send messages to: julielust@franklincountyohio.gov

To advise Carahsoft OBO Franklin County of your new email address

To let us know of a change in your email address where we should send notices and disclosures electronically to you, you must send an email message to us at julielust@franklincountyohio.gov and in the body of such request you must state: your previous email address, your new email address. We do not require any other information from you to change your email address.

If you created a DocuSign account, you may update it with your new email address through your account preferences.

To request paper copies from Carahsoft OBO Franklin County

To request delivery from us of paper copies of the notices and disclosures previously provided by us to you electronically, you must send us an email to julielust@franklincountyohio.gov and in the body of such request you must state your email address, full name, mailing address, and telephone number. We will bill you for any fees at that time, if any.

To withdraw your consent with Carahsoft OBO Franklin County

To inform us that you no longer wish to receive future notices and disclosures in electronic format you may:

i. decline to sign a document from within your signing session, and on the subsequent page, select the check-box indicating you wish to withdraw your consent, or you may;

ii. send us an email to julielust@franklincountyohio.gov and in the body of such request you must state your email, full name, mailing address, and telephone number. We do not need any other information from you to withdraw consent.. The consequences of your withdrawing consent for online documents will be that transactions may take a longer time to process..

Required hardware and software

The minimum system requirements for using the DocuSign system may change over time. The current system requirements are found here: <https://support.docusign.com/guides/signer-guide-signing-system-requirements>.

Acknowledging your access and consent to receive and sign documents electronically

To confirm to us that you can access this information electronically, which will be similar to other electronic notices and disclosures that we will provide to you, please confirm that you have read this ERSD, and (i) that you are able to print on paper or electronically save this ERSD for your future reference and access; or (ii) that you are able to email this ERSD to an email address where you will be able to print on paper or save it for your future reference and access. Further, if you consent to receiving notices and disclosures exclusively in electronic format as described herein, then select the check-box next to 'I agree to use electronic records and signatures' before clicking 'CONTINUE' within the DocuSign system.

By selecting the check-box next to 'I agree to use electronic records and signatures', you confirm that:

- You can access and read this Electronic Record and Signature Disclosure; and
- You can print on paper this Electronic Record and Signature Disclosure, or save or send this Electronic Record and Disclosure to a location where you can print it, for future reference and access; and
- Until or unless you notify Carahsoft OBO Franklin County as described above, you consent to receive exclusively through electronic means all notices, disclosures, authorizations, acknowledgements, and other documents that are required to be provided or made available to you by Carahsoft OBO Franklin County during the course of your relationship with Carahsoft OBO Franklin County.